

# Pro repair stand with single clamp, manually adjustable

1693BS-US



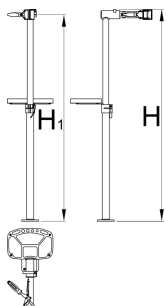
Profiles

---



Product features

- Repair bike stand with fixed plate is designed for service workshops and every day use.
- Fixed plate is ergonomically designed. Maximum load capacity is 30kg, which enables the servicing of heavier bikes.
- Suitable for tubes with diameter of min. Ø24 mm and max. Ø40 mm.
- weight of the stand is 36kg
- Replaceable rubber jaw covers, item 1693.11



625013



985



1570

B

726

A

572



1700



38800

\* Images of products are symbolic. All dimensions are in mm, and weight is in grams. All listed dimensions may vary in tolerance.


Usage (pictures)




Adjust bike stand height? To adjust the bike stand height, release the lever (C) and adjust the top tube (D).



Adjust jaw angle and clamp bike safely? To adjust the bike stand jaw angle, release lever (F) and adjust/rotate (E).



Adjust opened jaw (G) to the seatpost or bike tube. Turn handle (H) until jaw firmly grabs the tube.



To adjust the jaw opening, turn the long screw (Z) with hand in needed direction as shown on picture.



Release bike safely from stand? To release, firmly hold bike frame. Flip handle (I) to quickly release tube from the jaw.



To mount the stand without fixed plate to the floor or ceiling, use appropriate screw anchors and screws (P) according to the floor/ceiling material, as shown on picture. Screws and screw anchors are not included.

## Spare parts



Replaceable rubber covers for clamp 1693.1, 2 pcs set



QR Lever for 1693A, 1693B, 1693C, 1693R, 1693RP



Bushing for repair stands for 1693A, 1693B, 1693C, 1693R, 1693RP, 2pcs set