

A vertical bar on the left side of the page consists of 16 colored squares stacked vertically. From top to bottom, the colors are: light blue, green, red, orange, blue, yellow, light blue, green, red, orange, blue, yellow, light blue, green, red, orange, and blue.

990LB

EN


Instructions for installation of leg extensions 30, 60, 90, 120


SLO


Navodilo za montažo podaljškov noge 30, 60, 90, 120

Assembly parts

Sestavni deli

A  **Spacer 25mm (2x)**
Distančnik 25mm (2x)

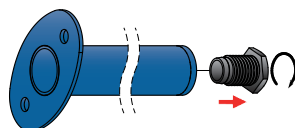
B  **Spacer 30mm (4x)**
Distančnik 30mm (4x)

C  **Extension tube 60, 90, 120 (2x)**
Cev podaljška 60, 90, 120 (2x)

D  **Extension 30mm (1x)**
Podaljšek 30 (1x)

Disassembly of the plastic screw on the existing leg

Demontaža plastičnega vijaka na obstoječi nogi

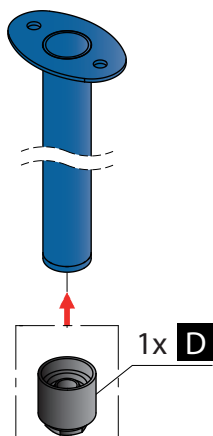


Mounting extensions on an existing leg

Montaža podaljškov na obstoječo nogo

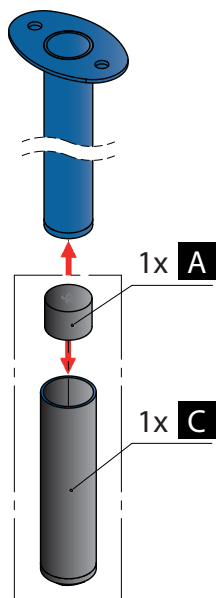
Extension 30mm

PODALJŠEK 30 mm



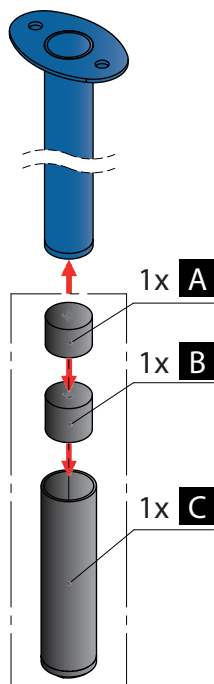
Extension 60mm

PODALJŠEK 60 mm



Extension 90mm

PODALJŠEK 90 mm



Extension 120mm

PODALJŠEK 120 mm

