

1693EL.12

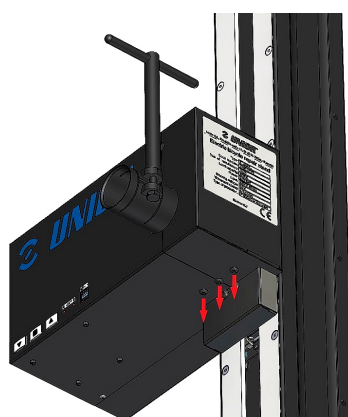
EN

Replacing the clamping head with lever for service arm for 1693EL

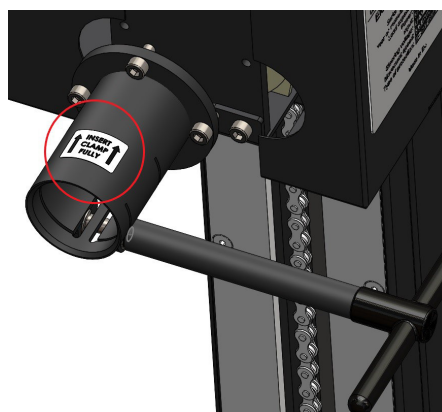

SLO

Menjava vpenjalne puše z ročico za servisno roko 1693EL

UNIOR[®]
BIKE TOOLS
uniorbiketools.com



Unscrew top and bottom screws and disassembly motor protection and side protection from electric bike stand. Unscrew four screws from clamping head and remove it.



IMPORTANT: Make sure you turn the new clamping head correctly, so the sticker INSERT CLAMP FULLY is turned UPWARDS and then screw it back into the bike stand with four screws. Assembly motor protection and side protection from bottom and top with six screws.

