

1688

EN Portable truing stand

SLO Stojalo za centriranje koles,
za domačo uporabo

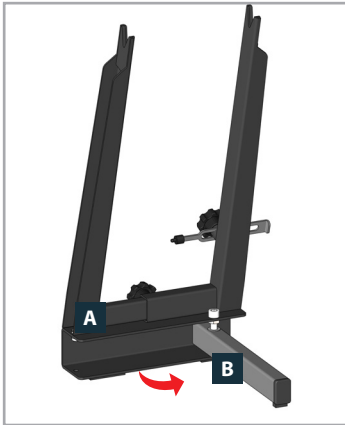


Unior d.d.
Kovaška cesta 10
3214 Zreče, Slovenia
T: +386 3 757 81 00
www.uniorbiketools.com

90835299

 **UNIOR**[®]
BIKE TOOLS

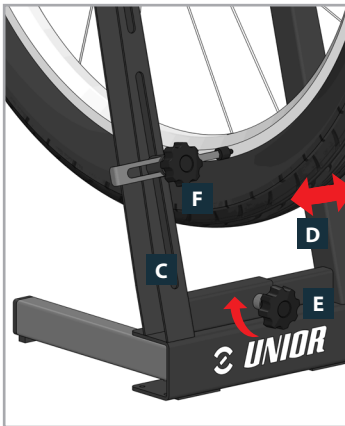
uniorbiketools.com



Wheel centering stand is designed especially for home users, it is very lightweight, easy to use and does not take up much space. Bottom part of the wheel centering stand has a main frame (A) and hidden foot (B), which must be pulled out to enable stability.

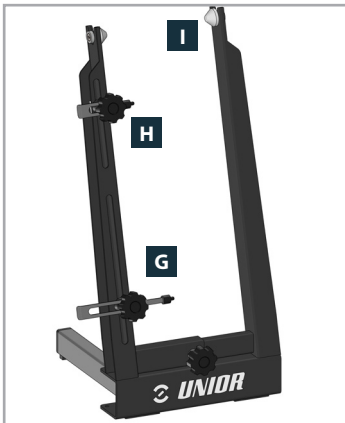
The left bracket (C) is fixed and welded to the main frame. The right bracket (D) is flexible, due to the different hub dimensions. It can be fixed by tightening the screw with star grip (E).

Rim caliper (F) is one-sided so the wheel must be centered first on one side, then turned around and centered on the other. Stability can be also increased with additional screws that can fix the stand on a workbench (screws are not included). Rim caliper has plastic tip (G) which does not leave any marks on the rims. It is used to center rim sizes from 16 to 29 inches, with or without tire and supports hubs up to 157 mm width. To fix bends on a disc brake, the slots in the left leg are provided (upper slot) in which we fix the brake caliper 1689.2 (H), available as a spare part. For centering the wheels with 12, 15 or 20 mm axles, the additional adapters for axle hubs 1689.3 (I) are available as spare parts.



Stojalo je namenjeno predvsem domačim uporabnikom, saj je zelo lahko, enostavno za uporabo, ter ne zavzema veliko prostora. Stojalo ima v spodnjem profilu (A) skrito nogo (B), ki jo ob uporabi izvlečemo do konca, ter s tem omogočimo stabilno delovanje stojala.

Z vijaki lahko stojalo tudi pritrdimo na delovno mizo in mu še povečamo stabilnost (vijaki niso priloženi). Levi nosilec (C) je fiksno privarjen na spodnji profil, desni nosilec (D) pa je pomičen, zaradi različnih širin pest. Desni nosilec fiksiramo s privitjem vijaka z zvezdastim ročajem (E). Kontrolnik obroča (F) je enostranski, zato obročnik centriramo najprej z ene strani, nato ga obrnemo in centriramo še z druge strani.



Kontrolnik ima na koncu plastično tipalo (G) zato na obroču ne pušča sledi. Centriramo lahko obroče dimenzij od 16 do 29 col, z gumo ali brez, ter pesta do širine 157 mm. Za kontrolo centričnosti diskov so predvideni utori na levem nosilcu (zgornji utor), v katerega fiksiramo kontrolnik zavornih diskov 1689.2 (H), ki je dobavljiv kot rezervni del. Za centriranje obročnikov z 12, 15 ali 20 mm osjo so potrebni dodatni vložki pesta 1689.3 (I), prav tako dobavljivi kot rezervni del.