



Unior d.d.  
Kovaška cesta 10  
3214 Zreče, Slovenia  
T: +386 3 757 81 00  
[www.uniorbiketools.com](http://www.uniorbiketools.com)

90839805

1625/2BB90

EN

BB90 removal tool

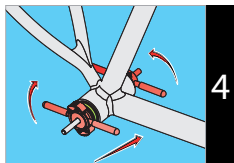
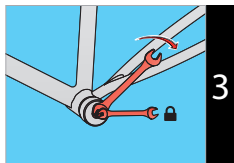
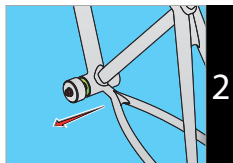
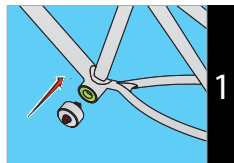
SLO

Ključ za demontažo gonilnega  
ležaja BB90

 **UNIOR**<sup>®</sup>  
BIKE TOOLS

[uniorbiketools.com](http://uniorbiketools.com)

## USAGE



## ENG

- 1** Carefully insert the spindle through the bottom brackets shell and into the back side of the bottom bracket cup (marked green).
- 2** To remove the bearing from the frame, screw the nut as long as the puller doesn't start to remove the bottom bracket. Use open wrench 13 mm.
- 3** If the bearing is turning inside the bottom bracket cup, use another open wrench size 6 mm to hold the spindle.
- 4** For bottom bracket assembly, use tool 1721 with appropriate adapters and threaded press as shown on the picture.

## SLO

- 1** Previdno vstavite nastavno glavo ključa skozi tečajnico gonilnega ležaja in na zadnjo stran ležaja (označeno z zeleno barvo).
- 2** Za odstranitev gonilnega ležaja iz okvirja kolesa, privijajte matico na orodju tako dolgo, da snemalec prične z izvlečenjem gonilnega ležaja. Za privijanje uporabite viličasti ključ 13 mm.
- 3** V kolikor se ležaj prične vrteti v šalici gonilnega ležaja, uporabite viličasti ključ 6 mm za pridrzanje vretena.
- 4** Za montažo gonilnega ležaja, uporabite orodje set za prešanje ležajev 1721. Namestite gonilni ležaj s pomočjo ustreznih adapterjev ter navojne palice in ročaja s hitrim pomikom.