

Master wheel building kit

1754














Product features

- Manufactured with high quality carbon steel to ensure minimal wear to tools and wheel components being worked on.
- Includes tools compatible with the most common nipple and spoke types.
- The Nipple Insertion Tool makes seating nipples through double wall rims quick and easy.
- Compact two layer foam storage box.

Kit aşağıdaki aletleri içerir:

- Speed nipple bit 2.5 mm
- Speed nipple bit 1.5 mm

- DT Swiss® SQUORX nipple tool
- Inverted square nipple driver
- Spoke nipple driver
- Spoke nipple insertion tool
- Mavic R-sys nipple wrench
- Spoke wrench, Mavic
- Spoke, bearing and cotter gauge
- Spoke wrench sizes TX20, 3.23, 3.30, 3.45, 4.0, 4.3, 4.4, 5.0, 5.5 mm
- Socket wrench 5.5
- Flat spoke holder
- Straight Pull Spoke Pliers

Product name	SKU	Article	Dimensions	Quantity
Master wheel building kit	629377	1754		20
Jant teli, yatak ve aynakol çatal ölçüm aleti		1629	357,5	1
Spoke wrench		1630/5	3,3, 3,45, TX20	3
Düz jant telini sabitleme anahtarı		1632		1
Jant teli anahtarı		1633/2P-US	4x4,4	1
Jant teli anahtarı, Shimano		1634/2P-US	4,3x4,4	1
Mavic R-sys jant tel başı anahtarı		1635/2AP-US	6,8	1
Jant teli anahtarı, Mavic		1635/2P-US		1
Jant teli anahtarı, 5 ve 5.5 mm		1636/2P-US	5x5,5	1
Jant tel başı kılavuzu		1751/2		1
DT Swiss® SQUORX nipple tool		1751/2DT		1
Kare kesitli jant tel başı lokmalı tornavida		1751/2Q		1
Jant tel başı montaj aleti		1751/2T		1
Straight Pull Spoke Pliers		1753/2B-US	1.4x2.2	1
Speed nipple bit		1756	1,5, 2,5	2
Label Made for work		1843MFW-BIKE TOOLS		1
Socket wrench with T-handle		193N-US	5,5	1
Socket wrench with TBI handle		629TBI-US	5.5	1

* Ürünlerin resimleri semboliktir. Bütün boyutlar mm ve ağırlık gram cinsindedir.

Usage (pictures)

