

Spoke wrench

1630/5



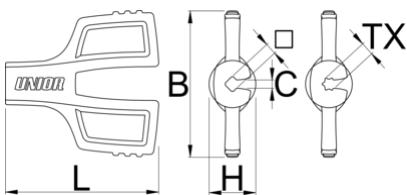
Profielen







Product attributen

The large wings allow precise and comfortable use while the spoke nipple is held in all 4 flats for secure operation.

- Die cast zinc alloy
- Zinc coated
- Ergonomic design
- Holds spoke nipple on all 4 flats
- Size 3.30 designed to work with 3.30 and 3.23 size spoke nipples
- Color coded sizes



			L	C	H	B	
629293	3,3		45.8	2.5	11.1	43.3	29
629294	3,45		45.8	2.5	11.1	44.3	29



L

C

H

B



629295

TX20

45.8

11.1

45.3

29

629498

4

45.8

2.5

11.1

44.3

29

* Afbeeldingen van producten zijn symbolisch. Alle afmetingen zijn in mm en gewicht in gram. Alle vermelde afmetingen kunnen variëren in tolerantie.

Gebruik (Afbeeldingen)




Foto (Afbeeldingen)

