

# Spoke wrench

1630/5



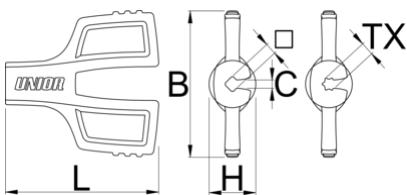
## Profils







## Description produit

The large wings allow precise and comfortable use while the spoke nipple is held in all 4 flats for secure operation.

- Die cast zinc alloy
- Zinc coated
- Ergonomic design
- Holds spoke nipple on all 4 flats
- Size 3.30 designed to work with 3.30 and 3.23 size spoke nipples
- Color coded sizes



			L	C	H	B	
629293	3,3		45.8	2.5	11.1	43.3	29
629294	3,45		45.8	2.5	11.1	44.3	29

629295		TX20	45.8		11.1	45.3	29
629498	4		45.8	2.5	11.1	44.3	29

\* Les images des produits ne sont pas contractuelles. Toutes les dimensions sont en mm, les poids en grammes.

Utilisation (pictures)




Photo (pictures)

