









Bike tool set in tool tray











1600SOS15-US



Product features

- Each foam tray is available separately to match your needs.

Product name	SKU	Article	Dimensions	Quantity
Bike tool set in tool tray	629193	1600SOS15-US		47
Y hex wrench		1781/2HX-US	4x5x6, 2x2,5x3	2
Y torx wrench		1781/2TX-US	10x15x25	1
Wrench with TX profile and hole		220/7TX	TR 10	1
Hex wrench		220/3	1.5, 2, 2.5, 3, 4, 5, 6, 8	8
Hex wrench, long type		220/3L	10, 12	2
Ball-end hex wrench, long type		220/3SL	3, 4, 5, 6, 8	5
Electronic torque wrench		266B	1/4"x1 - 20, 1/2"x4,3 - 85	2
Hex socket 1/4"		187/2HX	3, 4, 5, 6	4
Screwdriver socket with TX profile 1/4"		187/2TX	TX 10, TX 15, TX 25, TX 27, TX 30	5

Product name	SKU	Article	Dimensions	Quantity
Adaptor 1/4"		188.7/2	1/4" - 3/8"	1
Extension bar 1/4"		188.4/2	1/4"x100	1
Extension bar 1/2"		190.4/1	1/2"x125	1
Socket 1/4", 6 point		188/2 6p	8, 9, 10, 11, 12, 13, 14	7
Socket 1/2", 6 point		190/1 6p	15	1
Hex socket 1/2"		192/2HX	6, 8	2
Long hex socket 1/2"		192/2HXL	10x100	1
Adaptor 1/2"		190.7/2	1/2"x3/8"	1
Swivel handle 1/2"		190.2/1BI-US	1/2"x450	1
Reversible ratchet 1/4"		188.1/1ABI-US	1/4"	1
SOS tool tray for 1600SOS15		vl1600SOS15	564x364x30	1

* Images of products are symbolic. All dimensions are in mm, and weight in grams. All listed dimensions may vary in tolerance.

Usage (pictures)

