


Bike tool set in tool tray









1600SOS18-US



Product features

- Each foam tray is available separately to match your needs.

Product name	SKU	Article	Dimensions	Quantity
Bike tool set in tool tray	629187	1600SOS18-US		20
Bottom bracket socket BSA30		1671.BSA30		1
Bottom bracket socket MegaEVO		1671.MEvo		1
Bottom bracket socket 16 Notch		1671.16N		1
Bottom bracket socket T47		1671.T47		1
Bottom bracket socket BB9000		1671.BB9000		1
Bottom bracket socket BBR60		1671.BBR60		1
BB30 & DUB removal tool		1625/2	80	1

Product name	SKU	Article	Dimensions	Quantity
BB90 removal tool		1625/2BB90		1
Bottom bracket and Bosch gen. 3 & 4 lockring tool, 8 notch		1671.2/4		1
Rotor truing fork		1666/2DP-US	2,2	1
Disc brake piston spreader		1750/2DP-US		1
Flat spoke holder		1632		1
Double sided spoke wrench		1636/2P-US	5,5x6, 5x5,5	2
Double sided Shimano® spoke wrench		1634/2P-US	4,3x4,4	1
Pro spoke wrench		1633/2P-US	4x4,4, 3,3x3,45	2
Spoke wrench, Mavic		1635/2P-US		1
Set of two metal tire levers		1657/2A		1
Set of two tire levers, red		1657RED		1
SOS tool tray for 1600SOS18		v11600SOS18	564x364x30	1

* Images of products are symbolic. All dimensions are in mm, and weight in grams. All listed dimensions may vary in tolerance.

Usage (pictures)

