

Crowfoot open end wrench

1725/2CF

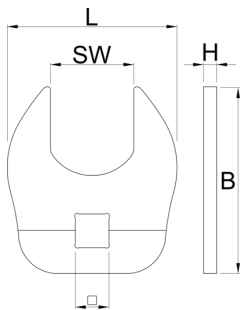





Atributi proizvoda

- Size 32 fits flats on 1724.SSL and 1723.SDM, to tighten components to the correct torque spec.
- Size 36 fits flats on 1671.E13, to tighten components to the correct torque spec.

Važno!

- For proper torque readings the opening of the crow foot should be aligned perpendicular to the torque wrench.



|  | SW |  | L | H | B |  |
|--|----|---|----|---|------|---|
| 626645 | 32 | 1/2" | 65 | 5 | 71,5 | 112 |
| 629360 | 36 | 1/2" | 69 | 5 | 75.8 | 121 |

* Slike proizvoda su simbolične. Sve dimenzije su u mm, masa je u g.