

# Servante Jumbo

940JUMBO3



## Profils

---



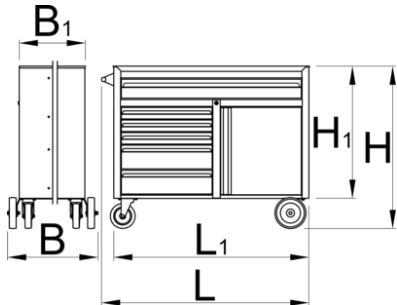
## Description produit

- matière : tôle Premium Plus
- système de verrouillage centralisé avec clé repliable
- serrure à clé, un porte clé mousse inclu
- Nouveau système de blocage, empêchant l'ouverture de plusieurs tiroirs à la fois.
- oil and acid resistant casters of a diameter of 160mm, two with brake, which blocks spinning and swiveling of the caster, fixed casters of diameter 200mm
- Tiroirs coulissants avec glissières à roulement à billes.
- l'ouverture par loquets intégrés des tiroirs s'effectue par simple pression sur les poignées
- intérieur des tiroirs recouvert d'une surface synthétique antidérapante
- laque éco à la norme Qualicoat

- 6 front drawers (1x L 1126 x W 570 x H 110mm, 3x L 563 x W 570 x H 70mm, 2x L 563 x W 605 x H 150mm)
- basic dimensions with handle and casters L 1337 x W 825 x H 1047 mm
- total volume of drawers: 322 litres
- charge statique : 600kg (2300Kg sans roue)
- dynamic load capacity of carriages: 600 kg
- capacity of front drawers: 90 kg
- tiroirs compatibles avec les modules d'outils SOS 1/3, 2/3, 3/3

#### Avantages :


- extra large working surface 1250 x 670 mm
- upper working surface with raised edges of 35mm in height, which is meant to contain tools and working items
- include extra large drawer
- big casters enable easy moving of carriage
- model with drawers and cabinet with two pullout shelves
- The increased depth of the top drawer enables to store all sockets, including long sockets, in an upright position. This gives maximum space efficiency and increases the number of tools that can be stored in the drawer compared to traditional shallow drawers. In an upright position can be stored all tools in larger dimensions till maximum height of 110mm.




Barcode	L	L1	L2	B	B1	H	H1	Weight
626250	1337	1258	1080	825	680	1047	856	156000

\* Les images des produits ne sont pas contractuelles. Toutes les dimensions sont en mm, les poids en grammes.

#### Utilisation (pictures)



## Accessories

 Wooden top for 940JUMBO




Séparateurs pour tiroir de grand coffre



Séparateurs pour tiroir de petit coffre

## Pièces de rechange

 Glissière à roulement à billes

## Related products



Servante Jumbo



Servante Jumbo

## Safety tips



- Lock all your drawers before trying to roll the tool carriage into a new work area.
- Set the brakes on the locking casters after you have rolled the cabinet to your work area.
- Treat you tool carriage, tool chests, or tool boxes with respect.
- Always follow the prescribed max load capacity of individual drawers and the carriage as a whole.
- Always put heavier objects in the bottom drawers
- Always close drawers when not in use.



- Don't open two or more drawers at the same time, there is high chance of it tipping over.
- Don't throw tools into drawer, always put the tools in.
- Don't use an opened drawer as a working surface.
- Don't clean a lacquered surface with a solvent cleaner.
- Don't pull a tool carriage as you won't be able to see where you are headed. Push it in front of you so you can see where you are going.

- Always follow manufacturer manual instructions regarding assembly and repair of your tools.

- Don't stack a tool carriage with too many extra chests or tool trays; it may tip over at the most unexpected time.

- Don't roll a tool carriage with loose tools or parts on top of the carriage.

- Don't roll a tool carriage too quickly; a pot hole in the floor or some hardware on the floor may cause an accident.

- Don't overload the drawers; if you haven't got room for all of your tools, you need a larger tool carriage.

- Don't open up too many loaded drawers at a time; close each drawer before opening up another. Heavily loaded opened drawers are an invitation to tipping.