

# Tool carriage Jumbo

940JUMBO3



## Profili

---



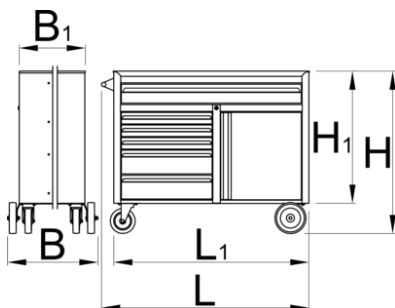
## Atributi proizvoda


- materijal: Premium Plus lim
- sa sistemom zaključavanja
- lock with key included also foam keyring
- NOVI sigurnosni "blok" sistem sprečava otvaranje više od jedne fioke istovremeno. Kada je otvorena jedna fioka, sve druge fioke su zaključane i ne mogu se otvoriti.
- Točkići otporni na ulje i kiseline prečnika 160mm, dva sa kočnicom koja blokira okretanje i okretanje kotača, fiksni kotači prečnika 200mm
- police s kugličnim vodilicama
- sistem otvaranja i zatvaranja ladica vrlo je jednostavan zbog inovativnog rješenja, nudi korisniku istovremeno prihvat i otvaranje ladica
- sintetičke podloge štite ladice i alat od oštećenja

- obložena eko bojom Qualicoat standard kvalitetom
- 6 front drawers (1x L 1126 x W 570 x H 110mm, 3x L 563 x W 570 x H 70mm, 2x L 563 x W 605 x H 150mm)
- basic dimensions with handle and casters L 1337 x W 825 x H 1047 mm
- total volume of drawers: 322 litres
- statička nosivost kolica bez kotača: 2300kg
- dynamic load capacity of carriages: 600 kg
- capacity of front drawers: 90 kg
- ladice kompatibilne sa SOS alatima 1/3, 2/3, 3/3

#### Prednosti:




- extra large working surface 1250 x 670 mm
- upper working surface with raised edges of 35mm in height, which is meant to contain tools and working items
- include extra large drawer
- big casters enable easy moving of carriage
- model with drawers and cabinet with two pullout shelves
- The increased depth of the top drawer enables to store all sockets, including long sockets, in an upright position. This gives maximum space efficiency and increases the number of tools that can be stored in the drawer compared to traditional shallow drawers. In an upright position can be stored all tools in larger dimensions till maximum height of 110mm.



	L	L1	L2	B	B1	H	H1	
626250	1337	1258	1080	825	680	1047	856	156000

\* Slike proizvoda su simbolične. Sve dimenzije su u mm, masa je u g.

#### Upotreba (pictures)



## Accessories



Wooden top for 940JUMBO



Pregrade za šire fioke



Pregrade za uže fioke

## Rezervni dijelovi



Ball-bearing slide, set of 1 pair

## Related products



Kolica za alat Jumbo

## Safety tips



- Lock all your drawers before trying to roll the tool carriage into a new work area.
- Set the brakes on the locking casters after you have rolled the cabinet to your work area.
- Treat your tool carriage, tool chests, or tool boxes with respect.
- Always follow the prescribed max load capacity of individual drawers and the carriage as a whole.
- Always put heavier objects in the bottom drawers
- Always close drawers when not in use.
- Always follow manufacturer manual instructions regarding assembly and repair of your tools.



- Don't open two or more drawers at the same time, there is high chance of it tipping over.
- Don't throw tools into drawer, always put the tools in.
- Don't use an opened drawer as a working surface.
- Don't clean a lacquered surface with a solvent cleaner.
- Don't pull a tool carriage as you won't be able to see where you are headed. Push it in front of you so you can see where you are going.
- Don't stack a tool carriage with too many extra chests or tool trays; it may tip over at the most unexpected time.

- Don't roll a tool carriage with loose tools or parts on top of the carriage.
- Don't roll a tool carriage too quickly; a pot hole in the floor or some hardware on the floor may cause an accident.
- Don't overload the drawers; if you haven't got room for all of your tools, you need a larger tool carriage.
- Don't open up too many loaded drawers at a time; close each drawer before opening up another. Heavily loaded opened drawers are an invitation to tipping.