

Carucior de scule "HERCULES"

940H2-BLACK



Profile



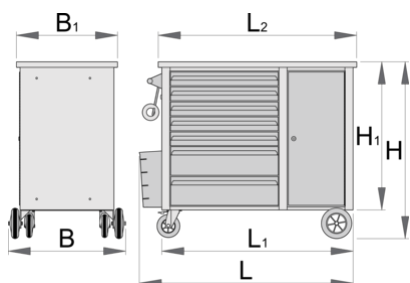
Caracteristicile produsului


- tabla cu gauri perforate
- sistem de inchidere
- lock with key included also foam keyring
- 4 roți, doua cu frana
- sertare pe rulmenti
- deschiderea si inchiderea sertarelor este foarte simpla datorita solutiei noi - manerul sertarului in pozitia de sus asigura o deblocare usoara si deschiderea sertarului.
- protectie a sertarelor sintetica si a sculelor contra deteriorarii
- vopsele cu vopsele ecologice fara cadmiu si plumb
- 7 sertare frontale dim. 560x365 mm (5 inalte de 70 mm and 2 inalte de 150 mm)
- dimensiuni de bază cu mâner și roți L 1182 x W 640 x H 955 mm

- volumul total de sertare: 133 litri
- usa cu incuietoare
- suprafata de lucru de lemn
- capacitatea statica a caruciorului: 2300 kg
- capacitatea de încărcare dinamică a cărucioarelor: 550 kg
- capacitatea sertarelor mari: 45 kg
- sertare compatibile cu tăvi de unelte SOS 1/3, 2/3, 3/3

Avantaje:


- Peretele perforat de pe partea din spate a suportului de scule permite agățarea uneltelor cu cârlige pentru scule
- Ca accesorii disponibile, de asemenea, un suport de pulverizare pentru stocarea ușoară a spray-urilor până la fi 68mm, și o ușă din spate cu o încuietoare



	L	L1	L2	B	B1	H	H1	
628212	1182	1040	1080	640	550	955	800	96200

* Imaginea produsului este simbolica. Toate dimensiunile sunt exprimate în mm, greutatea în grame.

Accessories



Set de despartitoare pentru sertarul mic de la 940E si 940EV



Set de despărțitoare - 4 piese pentru 940E și 940EV



Suport gol SOS pentru 920PLUS, 940E și 940EV




Suport gol SOS pentru 920PLUS, 940E an 940EV

Piese de schimb



Set of locks with keys



Glisiere pe rulmenti 940E1-9



Set of casters

Safety tips



- Lock all your drawers before trying to roll the tool carriage into a new work area.
- Set the brakes on the locking casters after you have rolled the cabinet to your work area.
- Treat your tool carriage, tool chests, or tool boxes with respect.
- Always follow the prescribed max load capacity of individual drawers and the carriage as a whole.
- Always put heavier objects in the bottom drawers
- Always close drawers when not in use.
- Always follow manufacturer manual instructions regarding assembly and repair of your tools.



- Don't open two or more drawers at the same time, there is high chance of it tipping over.
- Don't throw tools into drawer, always put the tools in.
- Don't use an opened drawer as a working surface.
- Don't clean a lacquered surface with a solvent cleaner.
- Don't pull a tool carriage as you won't be able to see where you are headed. Push it in front of you so you can see where you are going.
- Don't stack a tool carriage with too many extra chests or tool trays; it may tip over at the most unexpected time.
- Don't roll a tool carriage with loose tools or parts on top of the carriage.
- Don't roll a tool carriage too quickly; a pot hole in the floor or some hardware on the floor may cause an accident.
- Don't overload the drawers; if you haven't got room for all of your tools, you need a larger tool carriage.
- Don't open up too many loaded drawers at a time; close each drawer before opening up another. Heavily loaded opened drawers are an invitation to tipping.