

Kolica za alat Hercules crna

940H2-BLACK



Profili



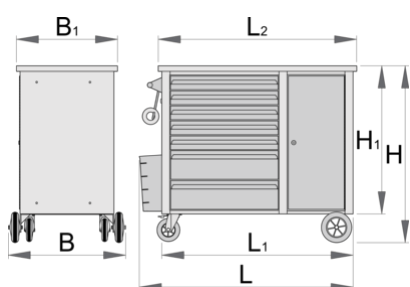
Atributi proizvoda

- materijal: Premium Plus lim
- s centralnim sistemom zaključavanja
- Brava sa ključem i privjeskom
- 4 kotača, 2 s kočnicom
- police s kugličnim vodilicama
- Sistem otvaranja i zatvaranja ladica vrlo je jednostavan zbog inovativnog rješenja, nudi korisniku istovremeno prihvat i otvaranje ladica
- sintetičke podloge štite ladice i alat od oštećenja
- ekološki lak bez olova i kadmija
- 7 prednjih ladica dimenzija 560x365mm (5 visine 70mm i 2 visine 150mm)
- Osnovne dimenzije sa ručkom i točkama L 1182 x W 640 x H 955 mm

- Ukupni volumen ladica: 133 L
- Vrata s bravicom
- Drvena radna površina
- Statička nosivost kolica bez kotača: 2300kg
- Dinamička nosivost: 550 kg
- nosivost prednjih ladica: 45kg
- Ladice kompatibilne sa SOS alatima 1/3, 2/3, 3/3

Prednosti:


- Zadnja strana kolica je iz perforiranog lima, koji nudi mogućnost vješanja alata uz pomoć kukica
- Kao dodatak na raspolaganju nam je nosač sprejeva, koji omogućuju pohranu sprejeva do promjera od 68 mm te stražnja vrata s bravom



	L	L1	L2	B	B1	H	H1	
628212	1182	1040	1080	640	550	955	800	96200

* Slike proizvoda su simbolične. Sve dimenzije su u mm, masa je u g.

Accessories



Garnitura pregrada četverodijelna za male ladice za 940E i 940EV



Garnitura pregrada za art. 940E i 940EV, četverodijelne



SOS uložak za alat - prazan, za 940PLUS, 940EM, 940H, 940E i 940EV




SOS uložak za alat - prazan, za 920PLUS, 940E i 940EV

Rezervni djelovi



Set of locks with keys



Klizni držač 940E1-9



Set of casters

Safety tips



- Lock all your drawers before trying to roll the tool carriage into a new work area.
- Set the brakes on the locking casters after you have rolled the cabinet to your work area.
- Treat your tool carriage, tool chests, or tool boxes with respect.
- Always follow the prescribed max load capacity of individual drawers and the carriage as a whole.
- Always put heavier objects in the bottom drawers
- Always close drawers when not in use.
- Always follow manufacturer manual instructions regarding assembly and repair of your tools.



- Don't open two or more drawers at the same time, there is high chance of it tipping over.
- Don't throw tools into drawer, always put the tools in.
- Don't use an opened drawer as a working surface.
- Don't clean a lacquered surface with a solvent cleaner.
- Don't pull a tool carriage as you won't be able to see where you are headed. Push it in front of you so you can see where you are going.
- Don't stack a tool carriage with too many extra chests or tool trays; it may tip over at the most unexpected time.
- Don't roll a tool carriage with loose tools or parts on top of the carriage.
- Don't roll a tool carriage too quickly; a pot hole in the floor or some hardware on the floor may cause an accident.
- Don't overload the drawers; if you haven't got room for all of your tools, you need a larger tool carriage.
- Don't open up too many loaded drawers at a time; close each drawer before opening up another. Heavily loaded opened drawers are an invitation to tipping.