

# Kolica za alat Jumbo

940JUMBO1



## Profili

---



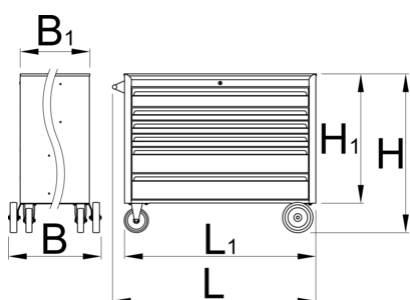
## Opis proizvoda

- materijal: premium PLUS čelični lim
- efikasan sistem za zaključavanje
- bravica sa ključem i priveskom
- NOVI sigurnosni "blok" sistem sprečava otvaranje više od jedne fioke istovremeno. Kada je otvorena jedna fioka, sve druge fioke su zaključane i ne mogu se otvoriti.
- točkovi otporni na ulje i kiselinu; par okretnih prečnika 160 mm, sa kočnicom i par fiksnih prečnika 200 mm
- fioke sa kliznim vodičama
- otvaranje i zatvaranje fioke je vrlo jednostavno zahvaljujući rešenju koje omogućava ravnomerno kretanje - ručica fioke na gornjoj strani omogućava korisniku sinhronizovan priхват i otvaranje fioke
- sintetičke podloge štite fioke i alat od oštećenja

- zaštitni, ekološki lak bez kadmijuma i olova
- 6 fioka: 1 fioka 1126x570x110 mm, 3 fioke 1126x570x70 mm, 2 fioke 1126x605x150 mm
- dimenzije sa ručkom: 1337x825x1047 mm
- ukupna zapremina fioka: 400 lit
- statička nosivost kolica bez točkova: 2300 kg
- dimanimska nosivost kolica: 600 kg
- maksimalna nosivost svake fioke: 90 kg
- fioke su kompatibilne sa sve 3 veličine SOS uložaka: 1/3, 2/3, 3/3

#### Prednosti:


- izuzetno velika radna površina 1250x63 mm
- ekstra dugačke fioke
- radna površina sa izdignutim ivicama visine 35 mm, za držanje alata i radnih predmeta
- točkovi velikog prečnika olakšavaju kretanje kolica
- model sa fiokama
- dublje gornje fioke omogućavaju da se čak i dugi nasadni ključevi postave u uspravan položaj pri odlaganju. Iskorišćenost prostora je tako mnogo veća jer u fioke možete smestiti mnogo više alata u odnosu na standardne fioke. U uspravnom položaju mogu se odložiti svi veći alati čija visina ne prelazi 110 mm.



Barcode	L	L1	L2	B	B1	H	H1	Icon
628931	1337	1258	1080	825	680	1047	856	156500


\* Fotografije proizvoda su simbolične. Sve dimenzije su u mm, a težina u gramima. Sve navedene dimenzije mogu odstupati u granicama tolerancija.


#### Upotreba (slike)



## Dodatna oprema

 Daska drvena za art. 940JUMBO


 Pregrade za šire fioke


 Pregrade za uže fioke

## Rezervni delovi

 Vođica za fioku, par

## Povezani proizvodi

 Kolica za alat Jumbo

 Kolica za alat JUMBO

## Pravilna upotreba



- Lock all your drawers before trying to roll the tool carriage into a new work area.
- Set the brakes on the locking casters after you have rolled the cabinet to your work area.
- Treat your tool carriage, tool chests, or tool boxes with respect.
- Always follow the prescribed max load capacity of individual drawers and the carriage as a whole.
- Always put heavier objects in the bottom drawers
- Always close drawers when not in use.
- Always follow manufacturer manual instructions regarding assembly and repair of your tools.



- Don't open two or more drawers at the same time, there is high chance of it tipping over.
- Don't throw tools into drawer, always put the tools in.
- Don't use an opened drawer as a working surface.
- Don't clean a lacquered surface with a solvent cleaner.
- Don't pull a tool carriage as you won't be able to see where you are headed. Push it in front of you so you can see where you are going.
- Don't stack a tool carriage with too many extra chests or tool trays; it may tip over at the most unexpected time.
- Don't roll a tool carriage with loose tools or parts on top of the carriage.
- Don't roll a tool carriage too quickly; a pot hole in the floor or some hardware on the floor may cause an accident.
- Don't overload the drawers; if you haven't got room for all of your tools, you need a larger tool carriage.
- Don't open up too many loaded drawers at a time; close each drawer before opening up another. Heavily loaded opened drawers are an invitation to tipping.