

# Kolica za alat Jumbo 1

940JUMBO1



## Profili

---



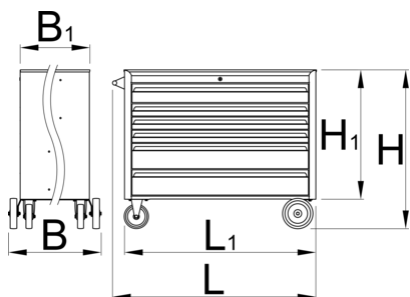
## Atributi proizvoda

- materijal: Premium Plus lim
- s centralnim sistemom zaključavanja
- Brava sa ključem i privjeskom
- NOVO Blok sigurnosni sustav sprječava otvaranje više od jedne ladice odjednom. Kada je jedna ladica otvorena, sve ostale ladice su zaključane i ne mogu se otvoriti.
- Kotači fi 160 mm otporni na ulje i kiseline , dva s kočnicom koji blokiraju vrtnju i okretanje kolica ,fiksni kotači fi 200 mm
- police s kugličnim vodilicama
- Sistem otvaranja i zatvaranja ladica vrlo je jednostavan zbog inovativnog rješenja, nudi korisniku istovremeno prihvata i otvaranje ladica
- sintetičke podloge štite ladice i alat od oštećenja

- ekološki lak bez olova i kadmija
- 6 prednjih ladica (1x D 1126 x Š 570 x V 110mm, 3x D 1126 x Š 570 x V 70mm, 2x D 1126 x Š 605 x V 150mm)
- osnovne mjere s ručkom i kotačima D 1337 x Š 825 x V 1047 mm
- ukupni volumen ladica : 400 litara
- Statička nosivost kolica bez kotača: 2300kg
- Dinamičko opterećenje kolica : 600 kg
- Maksimalna nosivost prednjih ladica 90 kg
- Ladice kompatibilne sa SOS alatima 1/3, 2/3, 3/3

#### Prednosti:



- Izuzetno velika radna površina 1250x670 mm
- Izuzetna dužina ladica
- gornja radna površina s povišenim rubovima od 35 mm , za sprječavanje alata od ispadanja s kolica
- veliki kotači omogućavaju lakše pomicanje kolica
- model s ladicama
- Dublja gornja ladica omogućava spremanje nasadnih ključeva (uključujući duge verzije ) čak i u uspravnoj poziciji. Kod takvog spremanja , iskorištenost prostora je puno veća jer možemo spremiti puno više alata nego u ladice standardnih dimenzija. U uspravnom položaju možemo spremati bilo koji alat do maksimalne visine 110 mm.



Barcode	L	L1	L2	B	B1	H	H1	Icon
628931	1337	1258	1080	825	680	1047	856	156500

\* Slike proizvoda su simbolične. Sve dimenzije su u mm, masa je u g.


upotreba (pictures)




## Accessories



Drvena daska za 940JUMBO



Pregrade za široke ladice



Pregrade za uske ladice

## Rezervni djelovi



Ball-bearing slide, set of 1 pair

## Related products



Kolica za alat Jumbo 2



Kolica za alat Jumbo

## Safety tips



- Lock all your drawers before trying to roll the tool carriage into a new work area.
- Set the brakes on the locking casters after you have rolled the cabinet to your work area.
- Treat your tool carriage, tool chests, or tool boxes with respect.
- Always follow the prescribed max load capacity of individual drawers and the carriage as a whole.
- Always put heavier objects in the bottom drawers
- Always close drawers when not in use.
- Always follow manufacturer manual instructions regarding assembly and repair of your tools.



- Don't open two or more drawers at the same time, there is high chance of it tipping over.
- Don't throw tools into drawer, always put the tools in.
- Don't use an opened drawer as a working surface.
- Don't clean a lacquered surface with a solvent cleaner.
- Don't pull a tool carriage as you won't be able to see where you are headed. Push it in front of you so you can see where you are going.
- Don't stack a tool carriage with too many extra chests or tool trays; it may tip over at the most unexpected time.
- Don't roll a tool carriage with loose tools or parts on top of the carriage.
- Don't roll a tool carriage too quickly; a pot hole in the floor or some hardware on the floor may cause an accident.
- Don't overload the drawers; if you haven't got room for all of your tools, you need a larger tool carriage.
- Don't open up too many loaded drawers at a time; close each drawer before opening up another. Heavily loaded opened drawers are an invitation to tipping.