

Kolica za alat Jumbo

940JUMBO2



Profili



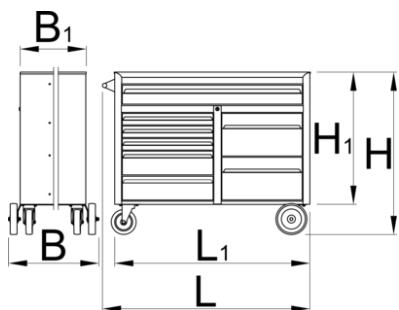
Opis proizvoda

- materijal: premium PLUS čelični lim
- efikasan sistem za zaključavanje
- bravica sa ključem i priveskom
- NOVI sigurnosni "blok" sistem sprečava otvaranje više od jedne fioke istovremeno. Kada je otvorena jedna fioka, sve druge fioke su zaključane i ne mogu se otvoriti.
- točkovi otporni na ulje i kiselinu; par okretnih prečnika 160 mm, sa kočnicom i par fiksnih prečnika 200 mm
- fioke sa kliznim vođicama
- otvaranje i zatvaranje fioka je vrlo jednostavno zahvaljujući rešenju koje omogućava ravnomerno kretanje - ručica fioka na gornjoj strani omogućava korisniku sinhronizovan prihvata i otvaranje fioka
- sintetičke podloge štite fioke i alat od oštećenja

- zaštitni, ekološki lak bez kadmijuma i olova
- 8 fioka: 1 fioka 1126x570x110 mm, 3 fioke 563x570x70 mm, 2 fioke 563x605x150 mm, 2 fioke 484x605x265 mm
- dimenzije sa ručkom: 1337x825x1047 mm
- ukupna zapremina fioka: 400 lit
- statička nosivost kolica bez točkova: 2300 kg
- dimanimska nosivost kolica: 600 kg
- maksimalna nosivost svake fioke: 90 kg
- fioke su kompatibilne sa sve 3 veličine SOS uložaka: 1/3, 2/3, 3/3

Prednosti:


- izuzetno velika radna površina 1250x63 mm
- radna površina sa izdignutim ivicama visine 35 mm, za držanje alata i radnih predmeta
- prostrane fioke
- točkovi velikog prečnika olakšavaju kretanje kolica
- model sa fiokama
- dublje gornje fioke omogućavaju da se čak i dugi nasadni ključevi postave u uspravan položaj pri odlaganju. Iskorišćenost prostora je tako mnogo veća jer u fioke možete smestiti mnogo više alata u odnosu na standardne fioke. U uspravnom položaju mogu se odložiti svi veći alati čija visina ne prelazi 110 mm.



Barcode	L	L1	L2	B	B1	H	H1	Weight
628932	1337	1258	1080	825	680	1047	856	140400

* Fotografije proizvoda su simbolične. Sve dimenzije su u mm, a težina u gramima. Sve navedene dimenzije mogu odstupati u granicama tolerancija.

Upotreba (slike)



Dodatna oprema

 Daska drvena za art. 940JUMBO

 Pregrade za šire fioke


 Pregrade za uže fioke

Rezervni delovi

 Vođica za fioku, par

Povezani proizvodi

 Kolica za alat Jumbo

 Kolica za alat JUMBO

Pravilna upotreba



- Lock all your drawers before trying to roll the tool carriage into a new work area.
- Set the brakes on the locking casters after you have rolled the cabinet to your work area.
- Treat you tool carriage, tool chests, or tool boxes with respect.
- Always follow the prescribed max load capacity of individual drawers and the carriage as a whole.
- Always put heavier objects in the bottom drawers



- Don't open two or more drawers at the same time, there is high chance of it tipping over.
- Don't throw tools into drawer, always put the tools in.
- Don't use an opened drawer as a working surface.
- Don't clean a lacquered surface with a solvent cleaner.
- Don't pull a tool carriage as you won't be able to see where you are headed. Push it in front of you so you can see where you are going.

- Always close drawers when not in use.
- Always follow manufacturer manual instructions regarding assembly and repair of your tools.

- Don't stack a tool carriage with too many extra chests or tool trays; it may tip over at the most unexpected time.
- Don't roll a tool carriage with loose tools or parts on top of the carriage.
- Don't roll a tool carriage too quickly; a pot hole in the floor or some hardware on the floor may cause an accident.
- Don't overload the drawers; if you haven't got room for all of your tools, you need a larger tool carriage.
- Don't open up too many loaded drawers at a time; close each drawer before opening up another. Heavily loaded opened drawers are an invitation to tipping.