

# Tool carriage Jumbo

940JUMBO2



## Profile

---



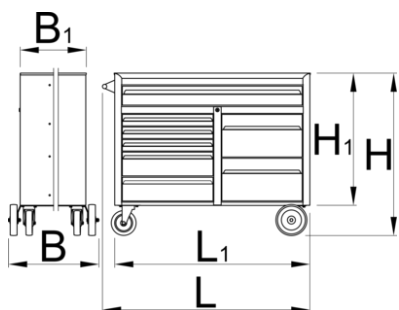
## Caracteristicile produsului

- tabla cu gauri perforate
- sistem de inchidere
- lock with key included also foam keyring
- Sistemul de blocare nou bloc, previne deschiderea mai mult de un sertar simultan. Când un sertar este deschis, toate celelalte sertare sunt blocate și nu pot fi deschise.
- oil and acid resistant casters of a diameter of 160mm, two with brake, which blocks spinning and swiveling of the caster, fixed casters of diameter 200mm
- sertare pe rulmenti
- deschiderea si inchiderea sertarelor este foarte simpla datorita solutiei noi - manerul sertarului in pozitia de sus asigura o deblocare usoara si deschiderea sertarului.
- protectie a sertarelor sintetica si a sculelor contra deteriorarii

- vopseite cu vopsele ecologice fara cadmiu si plumb
- 8 front drawers (1x L 1126 x W 570 x H 110mm, 3x L 563 x W 570 x H 70mm, 2x L 563 x W 605 x H 150mm, 2x L 484 x W 605 x H 265mm)
- basic dimensions with handle and casters L 1337 x W 825 x H 1047 mm
- total volume of drawers: 400 litres
- capacitatea statica a caruciorului:2300 kg
- dynamic load capacity of carriages: 600 kg
- capacity of front drawers: 90 kg
- sertare compatibile cu tăvi de unelte SOS 1/3, 2/3, 3/3

#### Avantaje:


- extra large working surface 1250 x 670 mm
- upper working surface with raised edges of 35mm in height, which is meant to contain tools and working items
- include extra large drawer
- big casters enable easy moving of carriage
- model with drawers
- The increased depth of the top drawer enables to store all sockets, including long sockets, in an upright position. This gives maximum space efficiency and increases the number of tools that can be stored in the drawer compared to traditional shallow drawers. In an upright position can be stored all tools in larger dimensions till maximum height of 110mm.



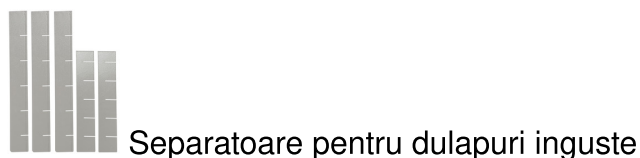
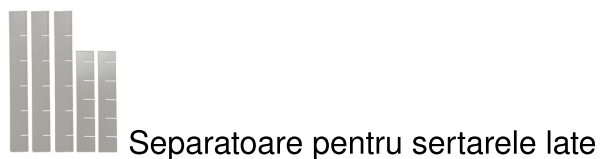
Barcode	L	L1	L2	B	B1	H	H1	Icon
628932	1337	1258	1080	825	680	1047	856	140400

\* Imaginea produsului este simbolica.Toate dimensiunile sunt exprimate în mm,greutatea în grame.

0 (pictures)



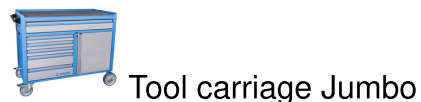
## Accessories



## Piese de schimb



## Related products



## Safety tips



- Lock all your drawers before trying to roll the tool carriage into a new work area.
- Set the brakes on the locking casters after you have rolled the cabinet to your work area.
- Treat your tool carriage, tool chests, or tool boxes with respect.
- Always follow the prescribed max load capacity of individual drawers and the carriage as a whole.
- Always put heavier objects in the bottom drawers
- Always close drawers when not in use.
- Always follow manufacturer manual instructions regarding assembly and repair of your tools.



- Don't open two or more drawers at the same time, there is high chance of it tipping over.
- Don't throw tools into drawer, always put the tools in.
- Don't use an opened drawer as a working surface.
- Don't clean a lacquered surface with a solvent cleaner.
- Don't pull a tool carriage as you won't be able to see where you are headed. Push it in front of you so you can see where you are going.
- Don't stack a tool carriage with too many extra chests or tool trays; it may tip over at the most unexpected time.

- Don't roll a tool carriage with loose tools or parts on top of the carriage.
- Don't roll a tool carriage too quickly; a pot hole in the floor or some hardware on the floor may cause an accident.
- Don't overload the drawers; if you haven't got room for all of your tools, you need a larger tool carriage.
- Don't open up too many loaded drawers at a time; close each drawer before opening up another. Heavily loaded opened drawers are an invitation to tipping.