

Gereedschapswagen Jumbo

940JUMBO2



Profielen



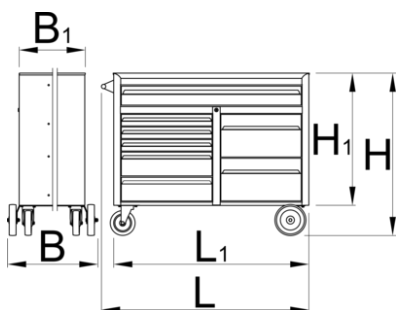
Product attributen

- materiaal: premium PLUS plaatstaal
- central locking system with a lock and folding key
- slot met sleutel inbegrepen en foam-sleutelhanger
- new block safety system, prevents opening of more than one drawer at once. When one drawer is opened, all other drawers are locked and cannot be opened.
- oil and acid resistant casters of a diameter of 160mm, two with brake, which blocks spinning and swiveling of the caster, fixed casters of diameter 200mm
- full extension drawers with top quality ball-bearing slides
- opening and closing of drawers is very simple due to the uniform solution - drawer handle on the upper side enables users a synchronic grip and opening of a carriage drawer.
- drawers with non-slip interior synthetic lining

- coated with eco colour of Qualicoat quality standard
- 8 front drawers (1x L 1126 x W 570 x H 110mm, 3x L 563 x W 570 x H 70mm, 2x L 563 x W 605 x H 150mm, 2x L 484 x W 605 x H 265mm)
- basic dimensions with handle and casters L 1337 x W 825 x H 1047 mm
- total volume of drawers: 400 litres
- static load capacity of carriages without casters: 2300 kg
- dynamic load capacity of carriages: 600 kg
- capacity of front drawers: 90 kg
- drawers compatible with SOS tool trays 1/3, 2/3, 3/3

Voordelen:


- extra large working surface 1250 x 670 mm
- upper working surface with raised edges of 35mm in height, which is meant to contain tools and working items
- include extra large drawer
- big casters enable easy moving of carriage
- model with drawers
- The increased depth of the top drawer enables to store all sockets, including long sockets, in an upright position. This gives maximum space efficiency and increases the number of tools that can be stored in the drawer compared to traditional shallow drawers. In an upright position can be stored all tools in larger dimensions till maximum height of 110mm.




Barcode	L	L1	L2	B	B1	H	H1	Icon
628932	1337	1258	1080	825	680	1047	856	140400


* Afbeeldingen van producten zijn symbolisch. Alle afmetingen zijn in mm en gewicht in gram. Alle vermelde afmetingen kunnen variëren in tolerantie.

Gebruik (Afbeeldingen)




Accessoires

 Wooden top for 940JUMBO



Tussenschotjes voor brede laden



Tussenschotjes voor smalle laden

Onderdelen

 Kogelgelagerde rails, set van 1 paar

Gerelateerde producten



Gereedschapswagen Jumbo



Gereedschapswagen Jumbo

Veiligheidstips



- Lock all your drawers before trying to roll the tool carriage into a new work area.
- Set the brakes on the locking casters after you have rolled the cabinet to your work area.



- Don't open two or more drawers at the same time, there is high chance of it tipping over.
- Don't throw tools into drawer, always put the tools in.

- Treat your tool carriage, tool chests, or tool boxes with respect.
- Always follow the prescribed max load capacity of individual drawers and the carriage as a whole.
- Always put heavier objects in the bottom drawers
- Always close drawers when not in use.
- Always follow manufacturer manual instructions regarding assembly and repair of your tools.

- Don't use an opened drawer as a working surface.
- Don't clean a lacquered surface with a solvent cleaner.
- Don't pull a tool carriage as you won't be able to see where you are headed. Push it in front of you so you can see where you are going.
- Don't stack a tool carriage with too many extra chests or tool trays; it may tip over at the most unexpected time.
- Don't roll a tool carriage with loose tools or parts on top of the carriage.
- Don't roll a tool carriage too quickly; a pot hole in the floor or some hardware on the floor may cause an accident.
- Don't overload the drawers; if you haven't got room for all of your tools, you need a larger tool carriage.
- Don't open up too many loaded drawers at a time; close each drawer before opening up another. Heavily loaded opened drawers are an invitation to tipping.