

# Jumbo工具车

940JUMBO2



## 配置文件



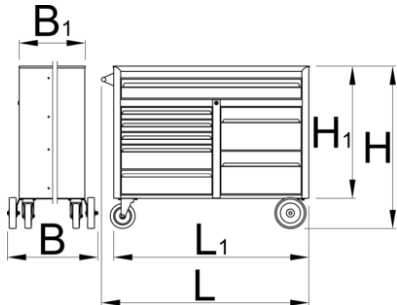
## 产品属性

- 材料:金属板材
- 锁紧装置
- lock with key included also foam keyring
- 新的安全锁紧系统，防止抽屉同时打开。当一个抽屉打开时，所有其他的抽屉都是上锁状态，不能同时打开。
- oil and acid resistant casters of a diameter of 160mm, two with brake, which blocks spinning and swiveling of the caster, fixed custers of diameter 200mm
- 滚珠轴承滑轨抽屉
- 抽屉开关简便，允许使用者同时拉开不同层格的抽屉
- 合成材料制成的衬垫有助于抽屉和工具防损防震
- 环保无铅镉涂层

- 8 front drawers (1x L 1126 x W 570 x H 110mm, 3x L 563 x W 570 x H 70mm, 2x L 563 x W 605 x H 150mm, 2x L 484 x W 605 x H 265mm)
- basic dimensions with handle and casters L 1337 x W 825 x H 1047 mm
- total volume of drawers: 400 litres
- 无轮静态载荷 : 2300公斤
- dynamic load capacity of carriages: 600 kg
- capacity of front drawers: 90 kg
- 抽屉兼容SOS工具托盘1/ 3,2 / 3,3 /3

#### 优势 :


- extra large working surface 1250 x 670 mm
- upper working surface with raised edges of 35mm in height, which is meant to contain tools and working items
- include extra large drawer
- big casters enable easy moving of carriage
- model with drawers
- The increased depth of the top drawer enables to store all sockets, including long sockets, in an upright position. This gives maximum space efficiency and increases the number of tools that can be stored in the drawer compared to traditional shallow drawers. In an upright position can be stored all tools in larger dimensions till maximum height of 110mm.



| Barcode | L    | L1   | L2   | B   | B1  | H    | H1  | Weight |
|---------|------|------|------|-----|-----|------|-----|--------|
| 628932  | 1337 | 1258 | 1080 | 825 | 680 | 1047 | 856 | 140400 |

\* Images of products are symbolic. All dimensions are in mm, and weight is in grams. All listed dimensions may vary in tolerance.


#### 用途 (pictures)




# Accessories



Wooden top for 940JUMBO



宽抽屉隔板



窄抽屉隔板

## 配件



Ball-bearing slide, set of 1 pair

## Safety tips



- Lock all your drawers before trying to roll the tool carriage into a new work area.
- Set the brakes on the locking casters after you have rolled the cabinet to your work area.
- Treat you tool carriage, tool chests, or tool boxes with respect.
- Always follow the prescribed max load capacity of individual drawers and the carriage as a whole.
- Always put heavier objects in the bottom drawers
- Always close drawers when not in use.
- Always follow manufacturer manual instructions regarding assembly and repair of your tools.



- Don't open two or more drawers at the same time, there is high chance of it tipping over.
- Don't throw tools into drawer, always put the tools in.
- Don't use an opened drawer as a working surface.
- Don't clean a lacquered surface with a solvent cleaner.
- Don't pull a tool carriage as you won't be able to see where you are headed. Push it in front of you so you can see where you are going.
- Don't stack a tool carriage with too many extra chests or tool trays; it may tip over at the most unexpected time.
- Don't roll a tool carriage with loose tools or parts on top of the carriage.
- Don't roll a tool carriage too quickly; a pot hole in the floor or some hardware on the floor may cause an accident.
- Don't overload the drawers; if you haven't got room for all of your tools, you need a larger tool carriage.

- Don't open up too many loaded drawers at a time; close each drawer before opening up another. Heavily loaded opened drawers are an invitation to tipping.