

Power support for modular work bench

990PNE-BLACK



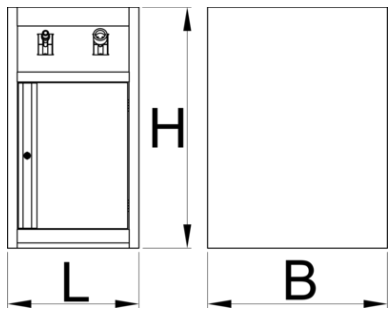
配置文件





产品属性

- Crafted from premium PLUS sheet metal for durability and longevity
- Includes two reels, electric cable and hose for compressed air with stop and spring return function for hassle-free operation.
- The electric cable reel features a 13m cable suitable for 220V, ensuring ample reach and power supply.

- Compressed air hose reel includes a 10m hose on the reel, and an additional 3m hose to connect to the air compressor or system. The hose's outer diameter is 12mm and it uses 1/4" connector, providing optimal airflow with a max. working pressure of 7 bars.
- The bottom part of the cabinet is dedicated to storage and closed with lockable metal door.



	L	B	H	
628809	475	650	870	33000


* Images of products are symbolic. All dimensions are in mm, and weight in grams. All listed dimensions may vary in tolerance.

Accessories




Narrow tool chest underbase

配件




Lock with keys


Related products



模式工作台电力供应



绕管器10米 , 3x1,5mm2, 220V



绕管器10米 , cev 8x12毫米 , 1/4"

