

# Power support for modular work bench

990PNE-BLACK



## Profiles

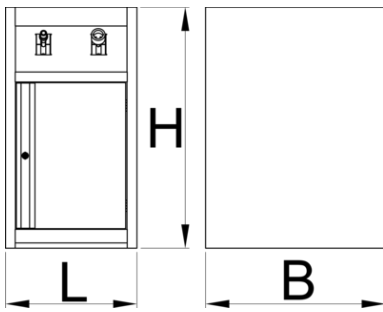
---





## Product features

- Crafted from premium PLUS sheet metal for durability and longevity
- Includes two reels, electric cable and hose for compressed air with stop and spring return function for hassle-free operation.
- The electric cable reel features a 13m cable suitable for 220V, ensuring ample reach and power supply.

- Compressed air hose reel includes a 10m hose on the reel, and an additional 3m hose to connect to the air compressor or system. The hose's outer diameter is 12mm and it uses 1/4" connector, providing optimal airflow with a max. working pressure of 7 bars.
- The bottom part of the cabinet is dedicated to storage and closed with lockable metal door.



	<b>L</b>	<b>B</b>	<b>H</b>	
628809	475	650	870	33000

\* Images of products are symbolic. All dimensions are in mm, and weight is in grams. All listed dimensions may vary in tolerance.

## Accessories



Narrow tool chest underbase

## Spare parts



Lock with keys

## Related products



Power support for modular work bench