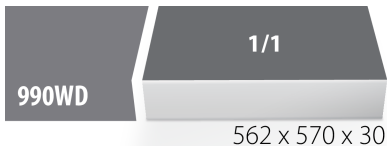





# Set of tools in tray 2 for 2600C - Frame and fork tools



SET2-2600C



## 配置文件



产品名称	SKU	文章	尺寸	数量
Set of tools in tray 2 for 2600C - Frame and fork tools	628648	SET2-2600C		15
专用转向管切割导向器		1604/2PLUS	1"x1.1/8"x1.1/4"x1.1/2"	1
前叉珠碗迫入器		1680/4	1"x1.1/8"x1.1/4"x1.1/2"	1
车头碗组拆卸器		1681.1/4	1.1/4"x1.1/2"	1
车头碗组拆卸器		1681/4	1.1/4"x1.1/8"x1.1/4"	1

产品名称	SKU	文章	尺寸	数量
无螺纹式螺母安装器引导管		1682.1/4		1
无螺纹式螺母安装器		1682/4		1
前叉座环安装工具		1683/5A	1"x1.1/8"x1.1/4"x1.1/2"	1
车架和前叉端校准工具		1692/4		1
车架丝攻		1695	3, 5, 10 x 1	3
踏板螺纹丝攻		1695.1	9/16 x 20 TPI	1
750B使用的碳钢锯片，一套2件		750.1CAR		1
钢锯		750B	400	1
钳工锤		812	500	1
搭配工具组SET2-2600C 空托盘		v12-2600C	560x570x40	1

\* Images of products are symbolic. All dimensions are in mm, and weight in grams. All listed dimensions may vary in tolerance.