


# Crimping pliers

425/4A



## Profiles

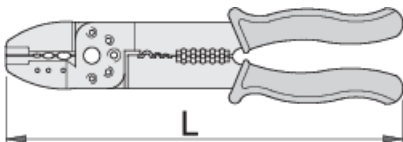


## Product features

- material: premium plus carbon steel
- entirely hardened and tempered
- surface finish: phosphated to standard ISO 9717
- heavy duty plastic handles

## Usage:

- for insulated and closed non-insulated terminals (1,5-6mm<sup>2</sup>), for cutting cables, screws and stripping insulation



601136



1.5 - 6




240



320

\* Images of products are symbolic. All dimensions are in mm, and weight in grams. All listed dimensions may vary in tolerance.

## Usage (pictures)



## Frequently asked questions

### **Why is it necessary to use crimping pliers for cable connections? Why not simply use combination pliers?**

When working with cable connections, you must use crimping pliers because this is the only way to press the connections together correctly and accurately. This is a requirement for the safety of the joints and provided for by the grooves/shapes on the pliers.

### **Must the screw be screwed using the crimping pliers or can it just be pushed into the hole?**

A screw with the appropriate dimensions must be screwed using the appropriate punch on the pliers.