


# Kliješta za kablovske stopice

425/4A



## Profili

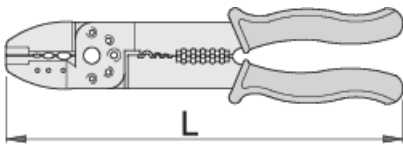
**Premium** + 

## Atributi proizvoda

- materijal: Premium lim
- u cjelosti ojačan i zakaljen
- završna obrada: fosfatiranje po standardu DIN12476
- robusne plastične navlake za ručke

## Upotreba:

- za izolirane i zatvorene neizolirane stopice (1,5-6mm<sup>2</sup>), za rezanje kabela i skidanje izolacije



601136



1.5 - 6




240



320

\* Slike proizvoda su simbolične. Sve dimenzije su u mm, masa je u g.

Upotreba (pictures)



## Frequently asked questions

### **Why is it necessary to use crimping pliers for cable connections? Why not simply use combination pliers?**

When working with cable connections, you must use crimping pliers because this is the only way to press the connections together correctly and accurately. This is a requirement for the safety of the joints and provided for by the grooves/shapes on the pliers.

### **Must the screw be screwed using the crimping pliers or can it just be pushed into the hole?**

A screw with the appropriate dimensions must be screwed using the appropriate punch on the pliers.