

Inner bearing puller

689/5BI-US



프로파일



제품 특징

- 재질: 프리미엄 크롬 바나듐 스틸
- 낙하 단조, 완전 경화 및 담금질
- surface finish: zinc plated according to ISO 2081:2018 (E)
- 인체공학적 고중량 더블 컴포넌트 핸들

장점:

- 세트에는 이너 베어링 직경용 암 6개가 포함. 6.5-8, 10-12, 12-15, 17-20, 22-28, 30-36

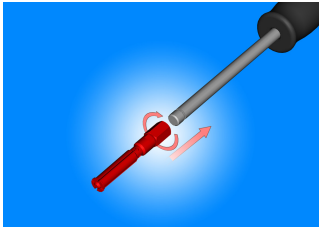
용도:

- 다양한 유형의 베어링을 당기는 데 사용됩니다. 베어링을 안쪽에서 잡아 당겨 빼냅니다.
- 1kg 중량의 베어링을 추출합니다.

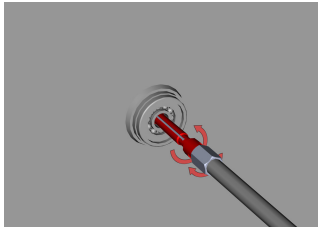
	D1	D2↓	D2↑	L↓	L↑	
626629	52	6,5	36	495	555	4174

* Images of products are symbolic. All dimensions are in mm, and weight in grams. All listed dimensions may vary in tolerance.

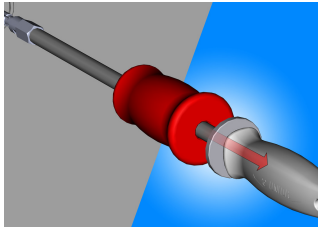
사용법 (사진)



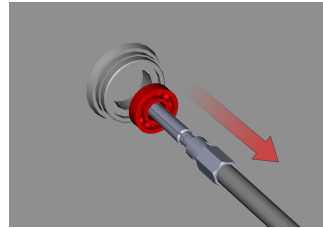
Before starting the application, you need to screw appropriate extractor dimension on the handle.



First inserted extractor through the hole in the bearing which will be dismount out of the housing. Then start to screwed thorn into extractor, which has a function that opens puller body, which adapts to the bearing bores.



Start with steady hits dismounting bearing with help of sliding hammer.



After several strokes fast and easy dismount bearing from housing without damage.

스페어 파트

 Arm for 689/2BI