




Empty tray for SET1-2600C

v11-2600C



Profiles



	L	B	H	
628652	560	570	40	238

* Images of products are symbolic. All dimensions are in mm, and weight in grams. All listed dimensions may vary in tolerance.