

移动手推车

994W



配置文件

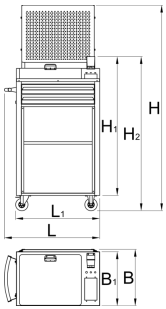




产品属性

This mobile, adjustable, safe and stable trolley with a perforated wall ensures that you won't have to take any unnecessary transport routes during your work. It provides a tidy workplace, excellent accessibility to

resources, basic tools and documentation. The perforated wall allows the installation of additional storage elements and improves the visibility of the workplace. The mobile control trolley features a portable work surface, and item security is ensured by a locking system. It is useful in workshops, production and everywhere in lean manufacturing (LMS).

- 材料:金属板材
- working surface with mobile durable plate with buckle, size landscape A3
- raised edge for preventing plate slippage
- mobile phone stand
- holes for pen storage
- deepened storage surface for accessories
- 2 drawers L 563 x W 365 x H 70mm
- drawers can be modified with partitions set 940ES3A or 940ES3
- 2 storage surfaces in the lower part of the trolley
- ergonomic handle
- basic dimensions with handle and casters L 770 x W 460 x H 1669 mm
- 锁定装置
- 四个轮子，其中一个轮子带制动
- 滚珠轴承滑轨抽屉
- 合成材料制成的衬垫有助于抽屉和工具防损防震。
- 环保无铅镉涂层
- 每层抽屉载荷能力：45公斤
- 抽屉兼容SOS工具托盘1/ 3,2 / 3,3 /3
- perforated back for hanging tools with standard Unior perforation



	L	L1	B	B1	H	H1	H2	
628371	770	673	460.5	440	1669	1125	1252	45000

* Images of products are symbolic. All dimensions are in mm, and weight in grams. All listed dimensions may vary in tolerance.

Accessories



994配套柜门

配件



Lock with keys



Ball-bearing slide, set of 1 pair



Set of casters

Safety tips



- Lock all your drawers before trying to roll the tool carriage into a new work area.
- Set the brakes on the locking casters after you have rolled the cabinet to your work area.
- Treat you tool carriage, tool chests, or tool boxes with respect.
- Always follow the prescribed max load capacity of individual drawers and the carriage as a whole.
- Always put heavier objects in the bottom drawers
- Always close drawers when not in use.
- Always follow manufacturer manual instructions regarding assembly and repair of your tools.



- Don't open two or more drawers at the same time, there is high chance of it tipping over.
- Don't throw tools into drawer, always put the tools in.
- Don't use an opened drawer as a working surface.
- Don't clean a lacquered surface with a solvent cleaner.
- Don't pull a tool carriage as you won't be able to see where you are headed. Push it in front of you so you can see where you are going.
- Don't stack a tool carriage with too many extra chests or tool trays; it may tip over at the most unexpected time.
- Don't roll a tool carriage with loose tools or parts on top of the carriage.
- Don't roll a tool carriage too quickly; a pot hole in the floor or some hardware on the floor may cause an accident.
- Don't overload the drawers; if you haven't got room for all of your tools, you need a larger tool carriage.
- Don't open up too many loaded drawers at a time; close each drawer before opening up

another. Heavily loaded opened drawers are an invitation to tipping.