

# Power support for modular work bench

990PNE



## Profiles

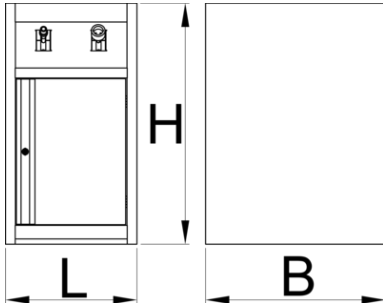
---





## Product features

- material: premium PLUS sheet metal
- Power support for modular work bench includes 2 reels (electric and hose) with spring return.
- Electric cable reel includes 13m cable 3x1,5mm<sup>2</sup> for 220V. Outlet Type F.

- Hose reel includes hose in length of 10+3m, inner diameter 8mm, outer diameter 12mm, 1/4" connector. Max. working pressure 7 bars.
- The bottom part with doors and a shelf in the interior.
- The reels are available also as a individual article; the hose reel under the code 627388 and the electric cable reel under code 627387. Reels can be assembled on the support leg of the modular work bench with help of the pneumatic holder, code 627372.
- lock with key included also foam keyring




	L	B	H	
625646	475	650	870	33000

\* Images of products are symbolic. All dimensions are in mm, and weight is in grams. All listed dimensions may vary in tolerance.

## Usage (pictures)



## Accessories



Narrow drawer cabinet underbase

## Spare parts



Lock with keys

