

kolica za alat Eurovision s blok sistemom

940EV7BLOCK



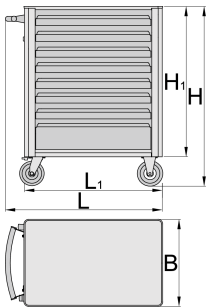
Profili



Atributi proizvoda

- materijal: Premium Plus lim
- sa sistemom zaključavanja
- Brava sa ključem i privjeskom
- NOVO Blok sigurnosni sustav sprječava otvaranje više od jedne ladice odjednom. Kada je jedna ladica otvorena, sve ostale ladice su zaključane i ne mogu se otvoriti.

- novi kotači promjera 125mm, za bolju pokretljivost i stabilnost
- Sistem otvaranja i zatvaranja ladica vrlo je jednostavan zbog inovativnog rješenja, nudi korisniku istovremeno prihvat i otvaranje ladica
- police sa kugličnim vodilicama
- neklizajuća sintetska podloga štiti alate i ladice od oštećenja
- Poseban mehanizam sprječava neželjeno otvaranje ladica
- mogućnost ubacivanja dodataka
- ekološki lak bez olova i kadmija
- Na kolicima se nalaze slijepa matice, namijenjene pričvršćivanju dodatnih dijelova
- Statička nosivost kolica bez kotača: 1600kg
- Dinamičko opterećenje kolica: 500kg
- nosivost ladica: 45kg
- 6 ladica (4 x L 563 x W 365 x H 70 mm, 1 x L 563 x W 383 x H 150 mm, 1 x L 563 x W 383 x H 230 mm)
- Osnovne mjere s ručkom i kotačima L 800 x W 440 x H 923 mm
- Ukupni volumen ladica: 145 litara
- Ladice kompatibilne sa SOS alatima 1/3, 2/3, 3/3



Barcode	L	B	H	L1	H1	Weight
626000	800	440	923	700	768	57000

* Slike proizvoda su simbolične. Sve dimenzije su u mm, masa je u g.

upotreba (pictures)



Accessories



Sanduk za alat Eurovision, trodjelni



Sanduk za alat Eurovision, četverodjelni



Pano za alat za 940EV




Košara za 940EV



Držać papira Eurovision



Držać za boce Eurovision 940EV




Garnitura pregrada četverodijelna za male ladice za 940E i 940EV



Garnitura pregrada za art. 940E i 940EV, četverodijelne



Stalak za dokumentaciju za 940E i 940EV



Držać za boce



Plastična zaštitna obloga za 940E i 940EV



Ploča drvena 940E i 940EV



Držać za izvijače za 940E i 940EV



SOS uložak za alat - prazan, za 940PLUS, 940EM, 940H, 940E i 940EV



SOS uložak za alat - prazan, za 920PLUS, 940E i 940EV

Rezervni djelovi



Lock with keys



Ball-bearing slide for tool carriage with BLOCK system, set of 1 pair



Set of casters

Safety tips



- Lock all your drawers before trying to roll the tool carriage into a new work area.
- Set the brakes on the locking casters after you have rolled the cabinet to your work area.
- Treat your tool carriage, tool chests, or tool boxes with respect.
- Always follow the prescribed max load capacity of individual drawers and the carriage as a whole.
- Always put heavier objects in the bottom drawers
- Always close drawers when not in use.
- Always follow manufacturer manual instructions regarding assembly and repair of your tools.



- Don't open two or more drawers at the same time, there is high chance of it tipping over.
- Don't throw tools into drawer, always put the tools in.
- Don't use an opened drawer as a working surface.
- Don't clean a lacquered surface with a solvent cleaner.
- Don't pull a tool carriage as you won't be able to see where you are headed. Push it in front of you so you can see where you are going.
- Don't stack a tool carriage with too many extra chests or tool trays; it may tip over at the most unexpected time.
- Don't roll a tool carriage with loose tools or parts on top of the carriage.
- Don't roll a tool carriage too quickly; a pot hole in the floor or some hardware on the floor may cause an accident.
- Don't overload the drawers; if you haven't got room for all of your tools, you need a larger tool carriage.
- Don't open up too many loaded drawers at a time; close each drawer before opening up another. Heavily loaded opened drawers are an invitation to tipping.

Frequently asked questions

What does it mean if the tool carriage has the word BLOCK on the item label?

This means that it has a system of guides that makes it impossible to have two drawers open at the same time.