

带安全锁紧装置的欧景工具车

940EV7BLOCK



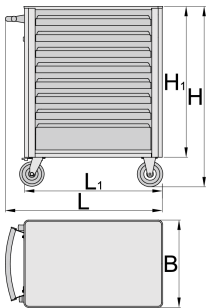
配置文件



产品属性

- 材料:金属板材
- 锁紧装置
- lock with key included also foam keyring
- 新的安全锁紧系统，防止抽屉同时打开。当一个抽屉打开时，所有其他的抽屉都是上锁状态，不能同时打开。
- 轮子直径125mm，提搞灵活性和稳定性
- 抽屉开关简便，允许使用者同时拉开不同层格的抽屉

- 滚珠轴承滑轨抽屉
- 合成材料制成的衬垫有助于抽屉和工具防损防震
- 抽屉锁紧装置防止抽屉意外滑开
- 可添加挂件
- 环保无铅镉涂层
- 固定配件用压铆螺母安装在工具车内
- 无轮静态负载能力：1600公斤
- 车厢载荷能力:500公斤
- 每层抽屉载荷能力：45公斤
- 6层抽屉(4×L563×W365×H70mm, 1×L563×W383×H150mm, 1×L563×W383×H230mm)
- 手柄和车轮的基本尺寸为L760×W440×H895mm
- 抽屉总容量：145升
- 抽屉兼容SOS工具托盘1/ 3,2 / 3,3 /3



Barcode	L	B	H	L1	H1	Weight
626000	800	440	923	700	768	57000

* Images of products are symbolic. All dimensions are in mm, and weight in grams. All listed dimensions may vary in tolerance.

用途 (pictures)



Accessories



欧风工具箱 - 3层抽屉



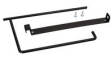
欧风工具箱 - 4层抽屉



940EV工具架




940EV钣金挂篮



940EV纸架



940EV瓶托



940E和940EV小抽屉分隔套装



940E和940EV的4件分隔套装



940E和940EV文件架



940E和940EV瓶托



940E和940EV的ABS板



940E和940EV木质板



940E和940EV螺丝刀架



920PLUS、940E和940EV的空SOS工具托盘



920PLUS, 940E和940EV的SOS泡沫工具盘

配件



Lock with keys



Ball-bearing slide for tool carriage with BLOCK system, set of 1 pair



Set of casters

Safety tips



- Lock all your drawers before trying to roll the tool carriage into a new work area.
- Set the brakes on the locking casters after you have rolled the cabinet to your work area.
- Treat your tool carriage, tool chests, or tool boxes with respect.
- Always follow the prescribed max load capacity of individual drawers and the carriage as a whole.
- Always put heavier objects in the bottom drawers
- Always close drawers when not in use.
- Always follow manufacturer manual instructions regarding assembly and repair of your tools.



- Don't open two or more drawers at the same time, there is high chance of it tipping over.
- Don't throw tools into drawer, always put the tools in.
- Don't use an opened drawer as a working surface.
- Don't clean a lacquered surface with a solvent cleaner.
- Don't pull a tool carriage as you won't be able to see where you are headed. Push it in front of you so you can see where you are going.
- Don't stack a tool carriage with too many extra chests or tool trays; it may tip over at the most unexpected time.
- Don't roll a tool carriage with loose tools or parts on top of the carriage.
- Don't roll a tool carriage too quickly; a pot hole in the floor or some hardware on the floor may cause an accident.
- Don't overload the drawers; if you haven't got room for all of your tools, you need a larger tool carriage.
- Don't open up too many loaded drawers at a time; close each drawer before opening up another. Heavily loaded opened drawers are an invitation to tipping.

Frequently asked questions

What does it mean if the tool carriage has the word **BLOCK** on the item label?

This means that it has a system of guides that makes it impossible to have two drawers open at the same time.