

Alet arabası Eurostyle

940E7



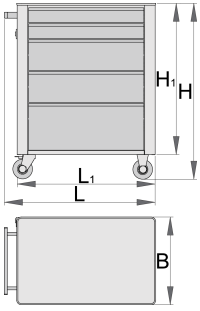
Profiles



Product features

- malzeme: sac metal
- kilitleme sistemi
- lock with key included also foam keyring
- biri frenli 4 tekerlek
- bilyalı sürgülü çekmeceler
- sentetik örtü çekmeceleri ve aletleri hasarlardan korur
- aksesuar ekleme olanağı
- kadmiyum ve kurşun içermeyen renkle ekolojik lake kaplamalıdır

- 5 çekmece (2 x U 560 x G 365 x Y 70 mm, 2 x U 560 x G 400 x Y 150 mm, 1 x U 560 x G 400 x Y 230 mm)
- tutamak ve tekerleklerle temel ölçüler L 760 x W 440 x H 895 mm
- toplam çekmece hacmi: 147 litre
- arabanın tekerleksiz statik yük kapasitesi: 1600kg
- arabaların dinamik yük kapasitesi: 300 kg
- her çekmecenin maksimum kapasitesi: 45kg
- SOS alet tepsileri ile uyumlu çekmeceler 1/3, 2/3, 3/3



	L	B	H	L1	H1	
627531	770	440	895	700	768	50500

* Ürünlerin resimleri semboliktir. Bütün boyutlar mm ve ağırlık gram cinsindedir.


Accessories



Alet sandığı Eurostyle - 3 bölmeli




Alet sandığı Eurostyle - 5 bölmeli




940E ve 940EV küçük çekmece için ara bölme takımı



940E ve 940EV için 4 parçalı ara bölme takımı



940E ve 940EV için belge gözü



940E ve 940EV için şişelik



940E ve 940EV için ABS plaka



940E ve 940EV için ahşap plaka



940E ve 940EV için tornavida askısı



920PLUS, 940E ve 940EV için boş SOS alet tepsi



920PLUS, 940E ve 940EV için boş SOS alet tepsi

Spare parts



Lock with keys



Bilyalı sürgü ray 940E1-9



Set of casters

Safety tips



- Lock all your drawers before trying to roll the tool carriage into a new work area.
- Set the brakes on the locking casters after you have rolled the cabinet to your work area.
- Treat you tool carriage, tool chests, or tool boxes with respect.
- Always follow the prescribed max load capacity of individual drawers and the carriage as a whole.
- Always put heavier objects in the bottom drawers
- Always close drawers when not in use.
- Always follow manufacturer manual instructions regarding assembly and repair of your tools.



- Don't open two or more drawers at the same time, there is high chance of it tipping over.
- Don't throw tools into drawer, always put the tools in.
- Don't use an opened drawer as a working surface.
- Don't clean a lacquered surface with a solvent cleaner.
- Don't pull a tool carriage as you won't be able to see where you are headed. Push it in front of you so you can see where you are going.
- Don't stack a tool carriage with too many extra chests or tool trays; it may tip over at the most unexpected time.
- Don't roll a tool carriage with loose tools or parts on top of the carriage.

- Don't roll a tool carriage too quickly; a pot hole in the floor or some hardware on the floor may cause an accident.
- Don't overload the drawers; if you haven't got room for all of your tools, you need a larger tool carriage.
- Don't open up too many loaded drawers at a time; close each drawer before opening up another. Heavily loaded opened drawers are an invitation to tipping.