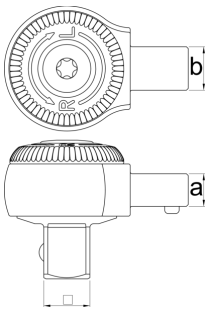








Ratchet insert tool for 266

266INS.1



프로파일



					
628099	1/4" (9x12, 30Nm)	1/4"	1,5 - 30	9 x 12	69
628100	3/8" (9x12, 135Nm)	3/8"	6,8 - 135	9 x 12	153
628101	1/2" (9x12, 135Nm)	1/2"	6,8 - 135	9 x 12	156
628102	1/2" (14x18, 200Nm)	1/2"	10 - 200	14 x 18	310

* Images of products are symbolic. All dimensions are in mm, and weight is in grams. All listed dimensions may vary in tolerance.

관련 제품



Adjustable wrench insert tool for 266



Open ring insert tool for 266