

敲击气动锤，带凿子

1514PB



配置文件

 1 year

产品属性

- 盒子尺寸：307 x 260 x 70








产品名称

SKU

文章

尺寸

数量

| 产品名称 | SKU | 文章 | 尺寸 | 数量 |
|-----------|-----------------------------------------------------------------------------------|---------|------------|----|
| 敲击气动锤，带凿子 | 619964 | 1514PB | - | 7 |
| 敲击气动锤 |  | 1514 | 170 | 1 |
| 平凿 |  | 1514A1 | 182 | 1 |
| 尖凿 |  | 1514A2 | 180 | 1 |
| 铆钉和焊渣凿 |  | 1514A3 | 180 | 1 |
| 薄片切割凿 |  | 1514A4 | 180 | 1 |
| V型刃凿 |  | 1514A5 | 190 | 1 |
| 铲凿 |  | 1514A6 | 178 | 1 |
| 套筒扳手塑料箱 | | 981PBM2 | 307x260x74 | 1 |

* Images of products are symbolic. All dimensions are in mm, and weight in grams. All listed dimensions may vary in tolerance.

Safety tips



- The pressure in the tool during the operation has to be at least 6.2 bar for the tool to work properly.
- Regularly clean and dry the air filters and inlet air supply.
- Always use clean and dry air with the correct mixture of oil, for maximum tool life.
- Check the joints and ensure that the tubes and other equipment are not damaged before use.
- All tools should be gently oiled prior to being stored.
- Always store pneumatic tools in dry places away from water.
- Always use original spare parts.
- Repairs can be performed only by authorised staff people authorised by Unior d.d.



- Always disconnect tools not in use from the air supply.