

Garnitura udarnog pneumatskog čekića sa sjekaćima

1514PB










Profili

 **1 year**

Atributi proizvoda

- dimenzije kutije: 307x260x70 mm

| Ime proizvoda | SKU | Članak | Dimenzije | Količina |
|---|---|---------|------------|----------|
| Garnitura udarnog pneumatskog čekića sa sjekačima | 619964 | 1514PB | - | 7 |
| Čekić pneumatski |  | 1514 | 170 | 1 |
| Sjekač plosnati |  | 1514A1 | 182 | 1 |
| Špica |  | 1514A2 | 180 | 1 |
| Sjekač za varove |  | 1514A3 | 180 | 1 |
| Sjekač za lim sa rascjepom |  | 1514A4 | 180 | 1 |
| Sjekač za lim sa rascjepom |  | 1514A5 | 190 | 1 |
| Sjekač široki |  | 1514A6 | 178 | 1 |
| Plastična kutija za nasadne ključeve | | 981PBM2 | 307x260x74 | 1 |

* Slike proizvoda su simbolične. Sve dimenzije su u mm, masa je u g.

Safety tips



- The pressure in the tool during the operation has to be at least 6.2 bar for the tool to work properly.
- Regularly clean and dry the air filters and inlet air supply.
- Always use clean and dry air with the correct mixture of oil, for maximum tool life.
- Check the joints and ensure that the tubes and other equipment are not damaged before use.
- All tools should be gently oiled prior to being stored.
- Always store pneumatic tools in dry places away from water.
- Always use original spare parts.
- Repairs can be performed only by authorised staff people authorised by Unior d.d.



- Always disconnect tools not in use from the air supply.