

# Bottom bracket socket BB9000

1671.BB9000



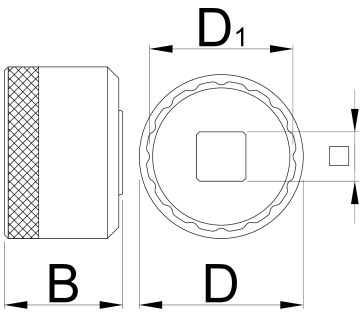
## Profiles




---



## Product features

- All models of bottom bracket sockets are precision CNC machined tools for installation and removal of different external bottom bracket cups. They are made of aluminum billet and anodized red for durable finish and precise fit, that won't damage aluminum external bottom bracket cups. 1/2" square drive makes it easy to use with torque wrenches, ratchets and fixed handles.



	D	D1	B		360°/n	
627619	45	39.4	31	1/2"	16	80

\* Ürünlerin resimleri semboliktir. Bütün boyutlar mm ve ağırlık gram cinsindendir.

### Usage (pictures)

