

# Bottom bracket socket BB9000

1671.BB9000



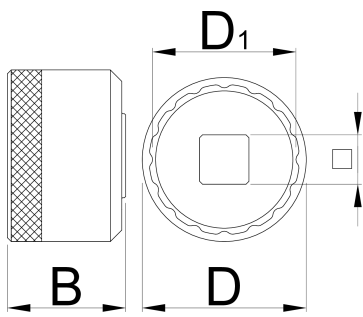
## Profile




---



## Caracteristicile produsului

- All models of bottom bracket sockets are precision CNC machined tools for installation and removal of different external bottom bracket cups. They are made of aluminum billet and anodized red for durable finish and precise fit, that won't damage aluminum external bottom bracket cups. 1/2" square drive makes it easy to use with torque wrenches, ratchets and fixed handles.



	<b>D</b>	<b>D1</b>	<b>B</b>		<b>360°/n</b>	
627619	45	39.4	31	1/2"	16	80

\* Imaginea produsului este simbolica. Toate dimensiunile sunt exprimate în mm, greutatea în grame.

0 (pictures)

