

# 安全绞丝钳

516/4



## 配置文件

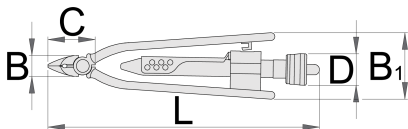


## 产品属性

- 安全扭钳是一个多功能的工具，帮助您做可靠的安全布线(锁线)迅速和便捷。
- 安全布线仍然是最积极和最可靠的方法，以确保关键的紧固件的安全，紧固部位绝不允许松动。
- 扭切能力：
- 直径0.5mm不锈钢丝，未经热处理
- 0.8mm(直径)软线

## 用途：

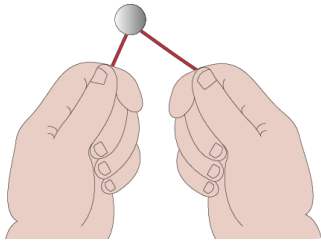
- 螺栓、油盖、排泄旋塞、阀门和单扭电子连接器



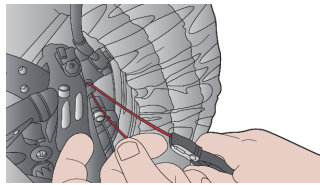
	L	B	B1	C	D	
627530	213	19	49	40	24	250

\* Images of products are symbolic. All dimensions are in mm, and weight in grams. All listed dimensions may vary in tolerance.

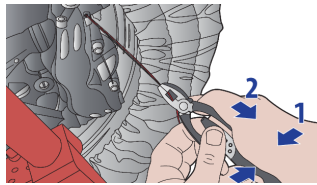
## 用途 (pictures)



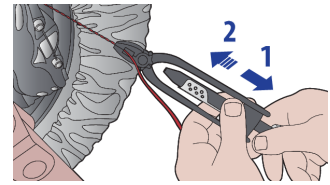
Thread the safety wire through your fastener(s) in the appropriate manner. You will now have two ends of the wire ready to twist.



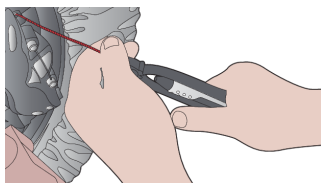
Use the safety wire twisting pliers to grip the two wires at an appropriate distance from the fastener. The length of wires between the pliers and the fastener will be twisted in the following step.



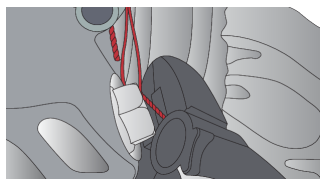
Slide the central chromed locking sleeve to lock the plier handles together, clamping the wire ends.



Let go of the plier handles and pull the chrome handle at the base of the pliers to rotate the pliers and twist the wire in a clockwise direction.



You may need to pull this handle more than once to achieve the required number of twists. Generally around 7 twists per inch is recommended.



Squeeze the plier handles to release the chromed locking slider, and then use the integrated wire cutter to trim the wires to length.



## Photo (pictures)

