

zub

1110







Profili



Atributi proizvoda

- dužina do 107cm / 42 "

- maksimalno opterećenje 1,6 kg
- reverzibilna vučna sila 0,2 kg
- s obrnutim blokom za povlačenje
- nije prikladan za ličnu zaštitu

			
627338	1070	1,07 m/1,6 kg	112

* Slike proizvoda su simbolične. Sve dimenzije su u mm, masa je u g.


Upotreba (pictures)



The carabiner on the lanyard is attached to the ring on the tool. The rings on the tools are large enough to accept 2 carabiners.



The carabiner on the lanyard has to be protected against opening using a lock ring.



Before removing the tool from the belt, unscrew the lock ring on the carabiner on the belt.



Open the carabiner on the belt and remove the tool, which is attached to a lanyard, from the carabiner on the belt. The tool is now ready for use.



Correct attachment of the tool to the lanyard. Return the tool to the belt following the steps in reverse order.



Using the socket remover (Article 1111) depress the pin in the hole while removing the socket from the square drive of the ratchet and then switch the socket or extension.

Safety tips



- Always change tools in secure areas where there is no risk of falling tools.



- Don't use tools without attaching them to your work belt when working at height.
- Don't use and fix damaged tools.

- Always use tools with Unior carabiners and never use carabiners with a diameter less than 6mm.

- Tools being used at height should regularly be checked for damage and that there is no damage to lanyards, carabiners, attachment rings or belts.

- Don't exceed maximum weight of 2.3kg for individual tools that a worker can attach to their belt.

Safety (pictures)

