

# Lungimea conductorului TL-E-DD

Hidden

1108DD



## Profile



## Caracteristicile produsului

- Sarcina maxima 5 Kg
- elastic se întinde până la 1,9 m
- inel metalic la ambele capete
- Nu este adecvat pentru protecția personală



627335



1 m/5 kg

L

1000

L1

1900




108

\* Imaginea produsului este simbolica. Toate dimensiunile sunt exprimate în mm, greutatea în grame.


0 (pictures)




The carabiner on the lanyard is attached to the ring on the tool. The rings on the tools are large enough to accept 2 carabiners.



The carabiner on the lanyard has to be protected against opening using a lock ring.



Before removing the tool from the belt, unscrew the lock ring on the carabiner on the belt.



Open the carabiner on the belt and remove the tool, which is attached to a lanyard, from the carabiner on the belt. The tool is now ready for use.



Correct attachment of the tool to the lanyard. Return the tool to the belt following the steps in reverse order.



Using the socket remover (Article 1111) depress the pin in the hole while removing the socket from the square drive of the ratchet and then switch the socket or extension.

## Safety tips



- Always change tools in secure areas where there is no risk of falling tools.
- Always use tools with Unior carabiners and never use carabiners with a diameter less than 6mm.
- Tools being used at height should regularly be checked for damage and that there is no damage to lanyards, carabiners, attachment rings or belts.



- Don't use tools without attaching them to your work belt when working at height.
- Don't use and fix damaged tools.
- Don't exceed maximum weight of 2.3kg for individual tools that a worker can attach to their belt.

Safety (pictures)

