

Flat file with handle, bastard, for safe work at heights

760HB-H



Profiles



Product features

- material: premium hard plus carbon steel
- all files have second cut

Advantages:

- non-removable riveted metal ring
- tool weight is marked on each tool
- the rings on the tools are large enough to accept 2 carabiners
- Unior's tools for working at heights have been designed to preserve the tools' basic functions, ergonomics and utility, or to reduce them to the smallest possible extent.



626260



300

L

425

axb

6,5 x 30




546

* Images of products are symbolic. All dimensions are in mm, and weight in grams. All listed dimensions may vary in tolerance.


Usage (pictures)




The carabiner on the lanyard is attached to the ring on the tool. The rings on the tools are large enough to accept 2 carabiners.



The carabiner on the lanyard has to be protected against opening using a lock ring.



Before removing the tool from the belt, unscrew the lock ring on the carabiner on the belt.



Open the carabiner on the belt and remove the tool, which is attached to a lanyard, from the carabiner on the belt. The tool is now ready for use.



Correct attachment of the tool to the lanyard. Return the tool to the belt following the steps in reverse order.



Using the socket remover (Article 1111) depress the pin in the hole while removing the socket from the square drive of the ratchet and then switch the socket or extension.

Safety tips



- Always change tools in secure areas where there is no risk of falling tools.
- Always use tools with Unior carabiners and never use carabiners with a diameter less than 6mm.
- Tools being used at height should regularly be checked for damage and that there is no damage to lanyards, carabiners, attachment rings or belts.



- Don't use tools without attaching them to your work belt when working at height.
- Don't use and fix damaged tools.
- Don't exceed maximum weight of 2.3kg for individual tools that a worker can attach to their belt.

Safety (pictures)



Frequently asked questions

Can we use a tool for working at height as a normal tool?

A tool for working at height has the same usability as a normal tool, except that a non-removable riveted metal buckle is added to this tool.

Does the stated weight per tool for safe work at height also include the weight of the metal ring?

The weight of the tool marked on the tool, included also weight of metal ring