


Kollu nokta zımba, yüksekliklerde güvenli çalışma için

642/6HS-H



Profiles

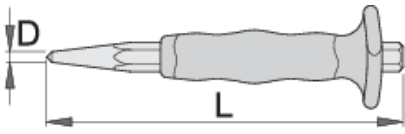


Product features

- malzeme: krom vanadyum
- tamamen sertleştirilmiş ve temperlenmiş
- uç endüksiyonla sertleştirilmiştir
- yüzey bitirme: lake kaplamalı
- ergonomik ağır hizmet tipi iki bileşenli sap
- DIN 7250 standardına göre yapılmıştır

Avantajları:

- çıkarılamayan perçinli metal halka
- takım ağırlığı her takımın üzerinde işaretlenmiştir
- aletlerin üzerindeki halkalar 2 karabinayı alacak kadar büyüktür
- Unior'un yükseklikte çalışma aletleri, araçların temel işlevlerini, ergonomisini ve kullanılabilirliğini korumak veya bunları mümkün olan en küçük ölçüde azaltmak için tasarlanmıştır.



626342

D

5

L

120



12



83

* Ürünlerin resimleri semboliktir. Bütün boyutlar mm ve ağırlık gram cinsindedir.

Usage (pictures)



The carabiner on the lanyard is attached to the ring on the tool. The rings on the tools are large enough to accept 2 carabiners.




The carabiner on the lanyard has to be protected against opening using a lock ring.



Before removing the tool from the belt, unscrew the lock ring on the carabiner on the belt.



Open the carabiner on the belt and remove the tool, which is attached to a lanyard, from the carabiner on the belt. The tool is now ready for use.



Correct attachment of the tool to the lanyard. Return the tool to the belt following the steps in reverse order.



Using the socket remover (Article 1111) depress the pin in the hole while removing the socket from the square drive of the ratchet and then switch the socket or extension.

Safety tips



- Always change tools in secure areas where there is no risk of falling tools.
- Always use tools with Unior carabiners and never use carabiners with a diameter less than 6mm.
- Tools being used at height should regularly be checked for damage and that there is no



- Don't use tools without attaching them to your work belt when working at height.
- Don't use and fix damaged tools.
- Don't exceed maximum weight of 2.3kg for individual tools that a worker can attach to their belt.

damage to lanyards, carabiners, attachment rings or belts.

Safety (pictures)



Frequently asked questions

Can we use a tool for working at height as a normal tool?

A tool for working at height has the same usability as a normal tool, except that a non-removable riveted metal buckle is added to this tool.

Does the stated weight per tool for safe work at height also include the weight of the metal ring?

The weight of the tool marked on the tool, included also weight of metal ring