

# Izbijač s drškom, za siguran rad na visini

641/6HS-H



## Profili

---

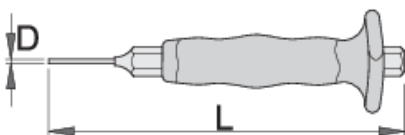


## Atributi proizvoda

- Materijal: Premium krom-vanadij
- U cijelosti ojačan i zakaljen
- Vrh induktivno zakaljen
- Završna obrada: lakiranje
- Ergonomska, robusna, dvokomponentna ručka
- Izrađeno prema standardu DIN6450

## Prednosti:

- Rotirajuća metalna kopča je ergonomski oblikovana i sprječava da traka za pričvršćivanje bude namotana.
- na svakom je alatu označena težina alata
- u kopču je moguće učvrstiti dva karabina, što omogućuje sigurnu zamjenu alata
- Alat Unior je prilagođen radu na visini i održava osnovne funkcije alata





D

L




626327	2	150	10	81
626328	3	150	10	76
626329	4	150	10	79
626330	5	150	10	83
626331	6	150	10	86
626332	8	150	12	99

\* Slike proizvoda su simbolične. Sve dimenzije su u mm, masa je u g.


## upotreba (pictures)



Pričvrstite karabiner na remenu za vezivanje na kopču alata. Kopče su dovoljno velike da drže 2 karabinera.



Karabiner se mora osigurati od otvaranja zatezanjem matice.



Prije skidanja alata s remena, odvrnite maticu na karabineru.



Otkopčajte karabiner na remenu i uklonite alat pričvršćen za uzicu. Alat je sada spreman za rad.



Na slici je prikazan pravilno pričvršćen alat na remenu za vezivanje s kojim koristimo alat.



Pritisnite iglu u rupu s alatom za rastavljanje nasadnog ključa (stavka 1111), te istovremeno uklonite nasadni ključ sa račne i zamijenite nasadni ključ ili nastavak.

## Safety tips



- Always change tools in secure areas where there is no risk of falling tools.
- Always use tools with Unior carabiners and never use carabiners with a diameter less than 6mm.



- Don't use tools without attaching them to your work belt when working at height.
- Don't use and fix damaged tools.

- Tools being used at height should regularly be checked for damage and that there is no damage to lanyards, carabiners, attachment rings or belts.

- Don't exceed maximum weight of 2.3kg for individual tools that a worker can attach to their belt.

### Safety (pictures)



### Frequently asked questions

#### **Can we use a tool for working at height as a normal tool?**

A tool for working at height has the same usability as a normal tool, except that a non-removable riveted metal buckle is added to this tool.

#### **Does the stated weight per tool for safe work at height also include the weight of the metal ring?**

The weight of the tool marked on the tool, included also weight of metal ring