

Čekić stolarski s magnetom, za siguran rad na visini

805A-H



Profili

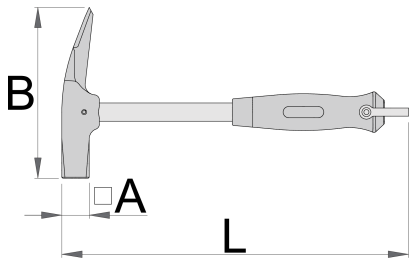


Atributi proizvoda

- materijal: Premium Flex alatni čelik
- kovan
- udarna površina i nos induktivno kaljeni
- završna obrada: lakiranje
- kromirana cijevna ručka sa plastočnom oblogom
- izrađeno prema standardu DIN7239

Prednosti:

- s magnetom
- zakovica metalne kopče koja se ne može demontirati
- na svakom je alatu označena težina alata
- dvije kopče mogu se učvrstiti u kopču, što osigurava sigurnu promjenu alata
- Unior je prilagođen za rad na visini i održava osnovne funkcije alata



					
626164	550	27	320	168	822

* Slike proizvoda su simbolične. Sve dimenzije su u mm, masa je u g.


Upotreba (pictures)




The carabiner on the lanyard is attached to the ring on the tool. The rings on the tools are large enough to accept 2 carabiners.



The carabiner on the lanyard has to be protected against opening using a lock ring.



Before removing the tool from the belt, unscrew the lock ring on the carabiner on the belt.



Open the carabiner on the belt and remove the tool, which is attached to a lanyard, from the carabiner on the belt. The tool is now ready for use.



Correct attachment of the tool to the lanyard. Return the tool to the belt following the steps in reverse order.



Using the socket remover (Article 1111) depress the pin in the hole while removing the socket from the square drive of the ratchet and then switch the socket or extension.

Safety tips



- Always change tools in secure areas where there is no risk of falling tools.



- Don't use tools without attaching them to your work belt when working at height.
- Don't use and fix damaged tools.

- Always use tools with Unior carabiners and never use carabiners with a diameter less than 6mm.

- Tools being used at height should regularly be checked for damage and that there is no damage to lanyards, carabiners, attachment rings or belts.

- Don't exceed maximum weight of 2.3kg for individual tools that a worker can attach to their belt.

Safety (pictures)



Frequently asked questions

Can we use a tool for working at height as a normal tool?

A tool for working at height has the same usability as a normal tool, except that a non-removable riveted metal buckle is added to this tool.

Does the stated weight per tool for safe work at height also include the weight of the metal ring?

The weight of the tool marked on the tool, included also weight of metal ring