

# Odvijač TBI krstasti PH, za bezbedan rad na visini

615TBI-H



## Profili

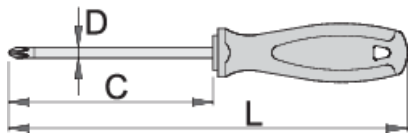


## Opis proizvoda

- stablo: premium hard hrom-vanadijum čelik, u celosti poboljšano
- stablo odvijača hromirano, vrh bruniran
- ručka ergonomski oblikovana
- ručica od trokomponentnog materijala
- otvor u dršci za kačenje
- izrađen prema standardu ISO 8764-1,2

## Prednosti:

- uvijanje trake eliminiše se time što prsten može da rotira
- na svakom komadu alata je označena njegova masa
- veličina prstenova omogućava kačenje dva karabinjera
- prilagođavanje alata za rad na visini je izvedeno tako da ne utiče na njegove osnovne funkcije ili da taj uticaj bude minimalan



626241	PH 1	80	180	4	65
626242	PH 2	100	210	6	94
626243	PH 3	150	270	8	176

\* Fotografije proizvoda su simbolične. Sve dimenzije su u mm, a težina u gramima. Sve navedene dimenzije mogu odstupati u granicama tolerancija.


## Upotreba (slike)




Karabinjer na veznom elementu kači se za prsten na alatu. Svaki prsten je dovoljno veliki da primi istovremeno dva karabinjera.



Karabinjer na veznom elementu štiti se od otvaranja putem navrtke.



Pre skidanja alata sa pojasa potrebno je odvrnuti navrtku na karabinjeru.



Otvorite karabinjer na pojasu i skinite alat sa karabinjera. Alat je sada spreman za upotrebu.



Slika prikazuje pravilno kačenje alata za vezni element. Okačite alat za pojas, idući koracima u obrnutom redosledu.



Koristeći se izbijačem nasadnih ključeva (art. 1111) pritisnite pin u rupi i skinite ključ sa čegrtaljke, a zatim stavite drugi ključ ili produžetak.

## Pravilna upotreba



- Use a screw holding screwdriver to get screws started in awkward, hard-to-reach areas.
- Use a stubby screwdriver in close quarters where a conventional screwdriver cannot be used.



- Don't use pliers on the handle of a screwdriver to get extra turning power. A wrench should only be used on the square shank or bolster of a screwdriver that is especially designed for that purpose.

- A rounded tip should be redressed with a file; make sure edges are straight.
- Screwdrivers used in the shop are best stored in a rack. This way, the proper selection of the right screwdriver can be quickly made.
- Keep the screwdriver handle clean; a greasy handle is apt to cause accidents.
- A screwdriver should never be used as pry bar. If it is overstressed in this manner, the blade might break and send a particle of steel into the operator's arm or even towards his eyes.
- Always change tools in secure areas where there is no risk of falling tools.
- Always use tools with Unior carabiners and never use carabiners with a diameter less than 6mm.
- Tools being used at height should regularly be checked for damage and that there is no damage to lanyards, carabiners, attachment rings or belts.
- Don't expose a screwdriver blade to excessive heat as it may reduce the hardness of the blade.
- Don't use a screwdriver with a split or broken handle.
- Don't use a regular screwdriver to check a storage battery or to determine if an electrical circuit is live.
- Don't use tools without attaching them to your work belt when working at height.
- Don't use and fix damaged tools.
- Don't exceed maximum weight of 2.3kg for individual tools that a worker can attach to their belt.

### Bezbednost (slike)



### Najčešće postavljana pitanja

**Možemo li alat za rad na visini koristiti kao standardan alat?**

Alat za rad na visini ima istu upotrebu kao običan alat, samo što se ovom alatu dodaje neodvojiv metalni prsten.

**Da li navedena težina alata za bezbedan rad na visini uključuje i težinu prstena?**

Težina označena na alatu uključuje i težinu metalnog prstena.