

# Izvijač križni (PH) TBI, za siguran rad na visini

615TBI-H



## Profili

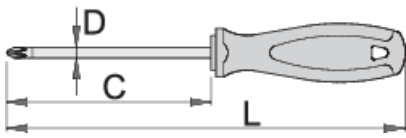


## Atributi proizvoda

- oštrica od Premium Hard krom-vanadijev čelika, u cjelosti ojačana i zakaljena
- tijelo kromirano, vrh bruniran
- ručka ergonomski oblikovana
- trokomponentni materijal
- otvor u dršci za vješanje
- izrađeno prema standardu ISO8764-1,2

## Prednosti:

- Rotirajuća metalna kopča je ergonomski oblikovana i sprječava da traka za pričvršćivanje bude namotana.
- na svakom je alatu označena težina alata
- u kopču je moguće učvrstiti dva karabina, što omogućuje sigurnu zamjenu alata
- Alat Unior je prilagođen radu na visini i održava osnovne funkcije alata




626241	PH 1	80	180	4	65
626242	PH 2	100	210	6	94
626243	PH 3	150	270	8	176

\* Slike proizvoda su simbolične. Sve dimenzije su u mm, masa je u g.


## upotreba (pictures)




Pričvrstite karabiner na remenu za vezivanje na kopču alata. Kopče su dovoljno velike da drže 2 karabinera.




Karabiner se mora osigurati od otvaranja zatezanjem matice.



Prije skidanja alata s remena, odvrnite maticu na karabineru.



Otkopčajte karabiner na remenu i uklonite alat pričvršćen za uzicu. Alat je sada spreman za rad.



Na slici je prikazan pravilno pričvršćen alat na remenu za vezivanje s kojim koristimo alat.



Pritisnite iglu u rupu s alatom za rastavljanje nasadnog ključa (stavka 1111), te istovremeno uklonite nasadni ključ sa račne i zamijenite nasadni ključ ili nastavak.

## Safety tips



- Use a screw holding screwdriver to get screws started in awkward, hard-to-reach areas.
- Use a stubby screwdriver in close quarters where a conventional screwdriver cannot be used.



- Don't use pliers on the handle of a screwdriver to get extra turning power. A wrench should only be used on the square shank or bolster of a screwdriver that is especially designed for that purpose.
- Don't expose a screwdriver blade to excessive heat as it may reduce the hardness of the blade.

- A rounded tip should be redressed with a file; make sure edges are straight.
- Screwdrivers used in the shop are best stored in a rack. This way, the proper selection of the right screwdriver can be quickly made.
- Keep the screwdriver handle clean; a greasy handle is apt to cause accidents.
- A screwdriver should never be used as pry bar. If it is overstressed in this manner, the blade might break and send a particle of steel into the operator's arm or even towards his eyes.
- Always change tools in secure areas where there is no risk of falling tools.
- Always use tools with Unior carabiners and never use carabiners with a diameter less than 6mm.
- Tools being used at height should regularly be checked for damage and that there is no damage to lanyards, carabiners, attachment rings or belts.
- Don't use a screwdriver with a split or broken handle.
- Don't use a regular screwdriver to check a storage battery or to determine if an electrical circuit is live.
- Don't use tools without attaching them to your work belt when working at height.
- Don't use and fix damaged tools.
- Don't exceed maximum weight of 2.3kg for individual tools that a worker can attach to their belt.

### Safety (pictures)



### Frequently asked questions

**Can we use a tool for working at height as a normal tool?**

A tool for working at height has the same usability as a normal tool, except that a non-removable riveted metal buckle is added to this tool.

**Does the stated weight per tool for safe work at height also include the weight of the metal ring?**

The weight of the tool marked on the tool, included also weight of metal ring