

重型斜嘴钳

466/1VDP-H



配置文件



产品属性

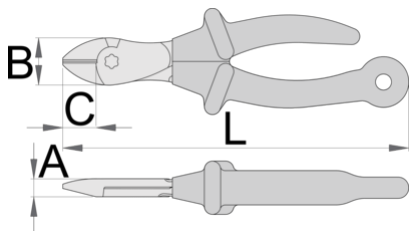
- 材料：特种工具钢
- 落锻，完全淬火与回火
- 切削刃感应淬火
- 表面处理：依据ISO 1456:2009进行镀铬处理
- 根据ISO 5749标准和EN IEC 60900生产



优势：

- 通过双层涂料绝缘的把手 — 提供额外安全的双色绝缘保护
- Unior用于高空作业的工具被设计成保留工具的基本功能、人体工程学和效用，或者尽可能减少它们的附加功能。
- 每个工具上都标有工具重量



重要事项！

- 如果第二层显露出来，请立即更换您的VDE工具
- 绝缘工具不是为与钩一起使用而设计的，而是与带有绳索的系绳一起使用的。



		L	B	A	C	
626964	180	215	28	11	21	351

cutting capacity (10N=1kg)


		max 2150 N/mm ² Ø↑		max 750 N/mm ² Ø↑	
626964	180	1,8		3,0	

* Images of products are symbolic. All dimensions are in mm, and weight in grams. All listed dimensions may vary in tolerance.


用途 (pictures)



The carabiner on the lanyard is attached to the ring on the tool. The rings on the tools are large enough to accept 2 carabiners.




The carabiner on the lanyard has to be protected against opening using a lock ring.



Before removing the tool from the belt, unscrew the lock ring on the carabiner on the belt.



Open the carabiner on the belt and remove the tool, which is attached to a lanyard, from the carabiner on the belt. The tool is now ready for use.



Correct attachment of the tool to the lanyard. Return the tool to the belt following the steps in reverse order.



Using the socket remover (Article 1111) depress the pin in the hole while removing the socket from the square drive of the ratchet and then switch the socket or extension.

Safety tips



- Always change tools in secure areas where there is no risk of falling tools.
- Always use tools with Union carabiners and never use carabiners with a diameter less than 6mm.
- Tools being used at height should regularly be checked for damage and that there is no damage to lanyards, carabiners, attachment rings or belts.



- Don't use tools without attaching them to your work belt when working at height.
- Don't use and fix damaged tools.
- Don't exceed maximum weight of 2.3kg for individual tools that a worker can attach to their belt.

Safety (pictures)



Frequently asked questions

Are certified insulated tools made through a different procedure than non-certified insulated tools?

The tools are made according to the same procedure.

Are insulated (VDE) tools considered as personal protective equipment (PPE)?

According to EU regulations, VDE tools are not considered as PPE.

Is it possible to work with insulated pliers under electrical voltage?

Yes, but only by professionals who follow safety requirements and use additional personal protective equipment.

Are the VDE tools only being sampled in series production?

The high voltage test (at 10kV) is performed fully on each tool. Other tests are performed in accordance with the EN60900 standard.