

# 重型斜嘴钳

466/1BI-H



## 配置文件

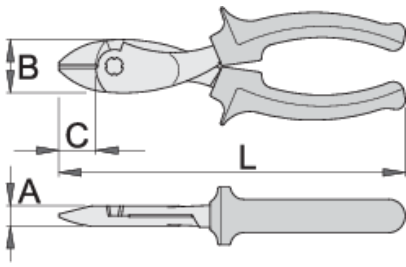


## 产品属性

- 材料：特种工具钢
- 落锻，完全淬火与回火
- 切削刃感应淬火
- 头部抛光
- 表面处理：依据ISO 1456:2009进行镀铬处理
- 重型双成分材料手柄
- 根据ISO5749标准生产

## 优势：

- 为了保证最高水平的安全，铆接金属环不仅通过塑料手柄安装，而且通过工具手柄的金属部分连接。
- 不可拆卸铆接金属环
- 每个工具上都标有工具重量
- 工具上的环足够大，可以容纳两根钩环
- Unior用于高空作业的工具被设计成保留工具的基本功能、人体工程学和效用，或者尽可能减少它们的附加功能。



	L	B	A	C	
626960	160	23,5	10	20,5	230
626961	180	28	11	20	323

cutting capacity (10N=1kg)


	L	max 2150 N/mm <sup>2</sup> Ø↑	max 750 N/mm <sup>2</sup> Ø↑
626960	160	1,6	2,5
626961	180	1,8	3,0

\* Images of products are symbolic. All dimensions are in mm, and weight is in grams. All listed dimensions may vary in tolerance.


## 用途 (pictures)




The carabiner on the lanyard is attached to the ring on the tool. The rings on the tools are large enough to accept 2 carabiners.



The carabiner on the lanyard has to be protected against opening using a lock ring.



Before removing the tool from the belt, unscrew the lock ring on the carabiner on the belt.



Open the carabiner on the belt and remove the tool, which is attached to a lanyard, from the carabiner on the belt. The tool is now ready for use.



Correct attachment of the tool to the lanyard. Return the tool to the belt following the steps in reverse order.



Using the socket remover (Article 1111) depress the pin in the hole while removing the socket from the square drive of the ratchet and then switch the socket or extension.

## Safety tips



- Always change tools in secure areas where there is no risk of falling tools.
- Always use tools with Unior carabiners and never use carabiners with a diameter less than 6mm.
- Tools being used at height should regularly be checked for damage and that there is no damage to lanyards, carabiners, attachment rings or belts.



- Don't use tools without attaching them to your work belt when working at height.
- Don't use and fix damaged tools.
- Don't exceed maximum weight of 2.3kg for individual tools that a worker can attach to their belt.

## Safety (pictures)



## Frequently asked questions

### Can we use a tool for working at height as a normal tool?

A tool for working at height has the same usability as a normal tool, except that a non-removable riveted metal buckle is added to this tool.

**Does the stated weight per tool for safe work at height also include the weight of the metal ring?**

The weight of the tool marked on the tool, included also weight of metal ring