

# Moersleutel, verstelbaar, voor veilig werken op hoogte

250/1-H



## Profielen

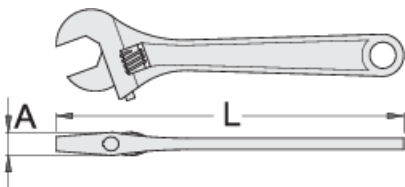







## Product attributen

- materiaal: premium chroom vanadium staal
- drop forged, entirely hardened and tempered
- surface finish: chrome plated according to ISO 1456:2009
- gepolijste kop
- with scale
- made according to standard ISO 6787

## Voordelen:

- tool weight is marked on each tool



			L	A		
626106	200	8"	205	14,4	28	272
626107	250	10"	254	16,9	32	458
626108	300	12"	303,5	19,1	38	709
626109	380	16"	375	23,8	50	1309
626162	450	18"	458,5	26,3	60	1725

\* Afbeeldingen van producten zijn symbolisch. Alle afmetingen zijn in mm en gewicht in gram. Alle vermelde afmetingen kunnen variëren in tolerantie.

## Gebruik (Afbeeldingen)



The carabiner on the lanyard is attached to the ring on the tool. The rings on the tools are large enough to accept 2 carabiners.



The carabiner on the lanyard has to be protected against opening using a lock ring.



Before removing the tool from the belt, unscrew the lock ring on the carabiner on the belt.



Open the carabiner on the belt and remove the tool, which is attached to a lanyard, from the carabiner on the belt. The tool is now ready for use.



Correct attachment of the tool to the lanyard. Return the tool to the belt following the steps in reverse order.



Using the socket remover (Article 1111) depress the pin in the hole while removing the socket from the square drive of the ratchet and then switch the socket or extension.

## Veiligheidstips



- Always change tools in secure areas where there is no risk of falling tools.
- Always use tools with Unior carabiners and never use carabiners with a diameter less than



- Don't use tools without attaching them to your work belt when working at height.
- Don't use and fix damaged tools.

6mm.

● Tools being used at height should regularly be checked for damage and that there is no damage to lanyards, carabiners, attachment rings or belts.

● Don't exceed maximum weight of 2.3kg for individual tools that a worker can attach to their belt.

## Veiligheid (Afbeeldingen)



## Veelgestelde vragen

### Can we use a tool for working at height as a normal tool?

A tool for working at height has the same usability as a normal tool, except that a non-removable riveted metal buckle is added to this tool.

### Does the stated weight per tool for safe work at height also include the weight of the metal ring?

The weight of the tool marked on the tool, included also weight of metal ring